


Kitchen + Bath

ACRYLIC BLOCK IDEA BOOK

BRILLIANT IDEAS FOR HOME



 Hy-Lite

www.hy-lite.com



Features

- Specially formulated acrylic
- 70% lighter than glass
- Patented factory assembly process
- Preassembled to your order
- No grouting required
- Works in casement and awning windows
- Lighted options available



Benefits

- Brilliantly clear
- Easy to install
- Strong and watertight
- No mess, no waiting for grout to dry
- Fresh air from operable windows

Kitchen + Bath

IDEA BOOK

Welcome to the possibilities! Hy-Lite® prefabricated Acrylic Blocks open up new applications not possible from traditional glass block. If you're looking for an innovative way to bring light and privacy into the home, Hy-Lite Acrylic Blocks will breathe new life into your new construction or renovation project. Turn the page for a sampling of ideas for kitchen and bath.

ACRYLIC BLOCKS



CONTENTS

Introduction	1
Kitchen Ideas	2-5
Bath Ideas	6-9
Product Line	10-11
Easy Installation	12-13
NEW! Decorative Glass	back cover

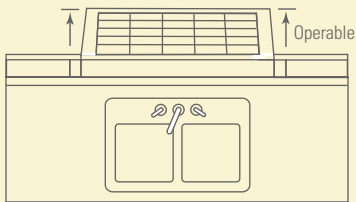


www.hy-lite.com

Multiple sizes and colors allow Hy-Lite® Acrylic Blocks to perform in a multitude of applications around the kitchen. . . from expansive walls to small accents.



Kitchen



Hy-Lite Acrylic Blocks are 70% lighter than glass, allowing use in operable casement and awning windows, as well as exterior, interior and pantry doors. These unique blocks provide a perfect combination of light and privacy, while eliminating the need for window treatments.



 Hy-Lite

www.hy-lite.com



Clear wave



Cross rib

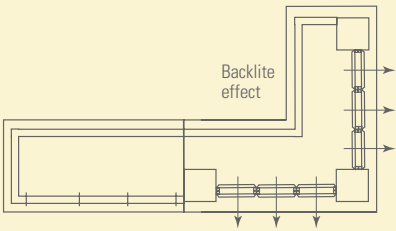


Frosted wave

Multiple patterns allow you to choose a block style that compliments your special interior design concept. See page 10 for the complete product line.



Kitchen



The versatility of Hy-Lite® Acrylic Blocks allows you to use them throughout the kitchen. . .providing a coordinated look between windows, room dividers, even backlit under-counter island treatments. Now you may create a unique, open, connected look-and-feel throughout the kitchen and entertainment space.



 Hy-Lite
www.hy-lite.com

Bath

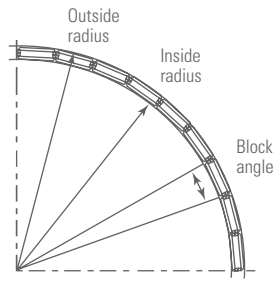


Looking for a unique design element for a bath space? Imagine the possibilities with Hy-Lite® Acrylic Blocks. The built-in privacy feature, wide palette of colors and long-lasting groutless construction provide a perfect solution for your bath or spa.



 Hy-Lite

www.hy-lite.com



This radius acrylic block bath wall provides a dramatic, open, light-filled feel, inside and outside the walk-in shower. Wall lighting options are also available.



Bath



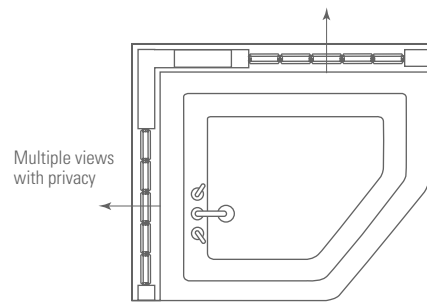
The strength and versatility of Hy-Lite® Acrylic Block shines in these expansive window and divider wall applications. A beautiful, contemporary, upscale look for those seeking a unique, private bath space. Even this glamorous lighted frame effect is now possible around mirrors.



 Hy-Lite

www.hy-lite.com

This acrylic block corner wall treatment provides an open, light-filled, yet private surround for the upscale personal tub/spa.



Product Line ACRYLIC BLOCKS

Windows


We offer a comprehensive line of styles, as well as custom windows made to your specifications.




Awning



Casement



Fixed



Arch Top



Round Top

Block Types (Available in 6" or 8" square blocks)



Clear wave
2" or 3" depth



Frosted wave
2" or 3" depth



Green wave
2" depth



Blue wave
3" depth



Peach wave
3" depth



Rose wave
3" depth




Solar block
2" depth
(U value < .50)



Cross rib
2" or 3" depth

Vinyl Frame Material



White




Tan



Driftwood

Aluminum Frame Material



White



Tan



Bronze



Clear anodized

Muntins (Paint and stainable wood or prefinished metals)



Polished black




Bright bronze



Bright copper



Bright gold



Chrome



Pine



Oak



Mill finish aluminum

Walls

Straight up to 98" W x 98"H
Curved walls up to 70"W & 86"H
6"x 6" or 8"x 8" blocks



Octagon



Door Inserts

Doors up to 34" W x 88" H
Sidelights up to 10" W x 88" H
6"x 6"x 2" block only



Decorative Glass

4' x 4' square
24" x 36" oval
24" x 24" octagon



"We used Hy-Lite® blue cross rib block panels to create a room divider for a kitchen and private bath space. The lightweight aspects were essential to our success. We were able to create a bathroom enclosure, which helped us gain approval from the historic committee for skylights. We would have had to restructure the entire floor and re-beam the area if heavier glass blocks had been used. Hy-Lite blocks played a vital role. . .helping to break up the space in a unique way that complements the overall design." - Brent Bachelder, Creative Director, Club Neopolsi Creations

"I've installed lots of Hy-Lite acrylic block windows in the homes we construct. Our company has been pleased with the ease of installation and long-term durability. I've also witnessed firsthand how excited homeowners are about the amount of light and privacy the windows provide. When we started building our own home, I knew I wanted acrylic blocks in the master bath. The radius wall and fixed window 'connect' in the room, giving us a free-flowing feeling."

- Dan Peck, President, Concord Homes

"We design bathrooms, kitchens and whole house remodels to accommodate all persons, regardless of age, size or physical impairment. We want to make living easier for our clients. That means recommending products we believe in . . . products that require minimal maintenance and offer a real advantage to the homeowner. Hy-Lite acrylic block windows definitely fall into that category."

- David Tyson, CEO, David Tyson & Associates



www.hy-lite.com

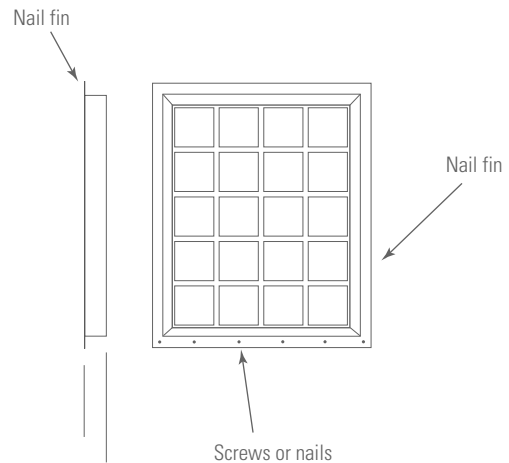
Easy INSTALLATION BY DESIGN

Windows

Estimated time 45 minutes (trim add'l)

- 1) Follow housewrap manufacturer's directions for trimming/folding around rough opening (where applicable)
- 2) Orient nail fin according to siding type—
7/8" for vinyl, siding, stucco
1-3/8" for brick, cement block or wood
- 3) Place window into rough opening
- 4) Fasten nail fin to framing every 8–10"
- 5) Install interior/exterior trim as desired

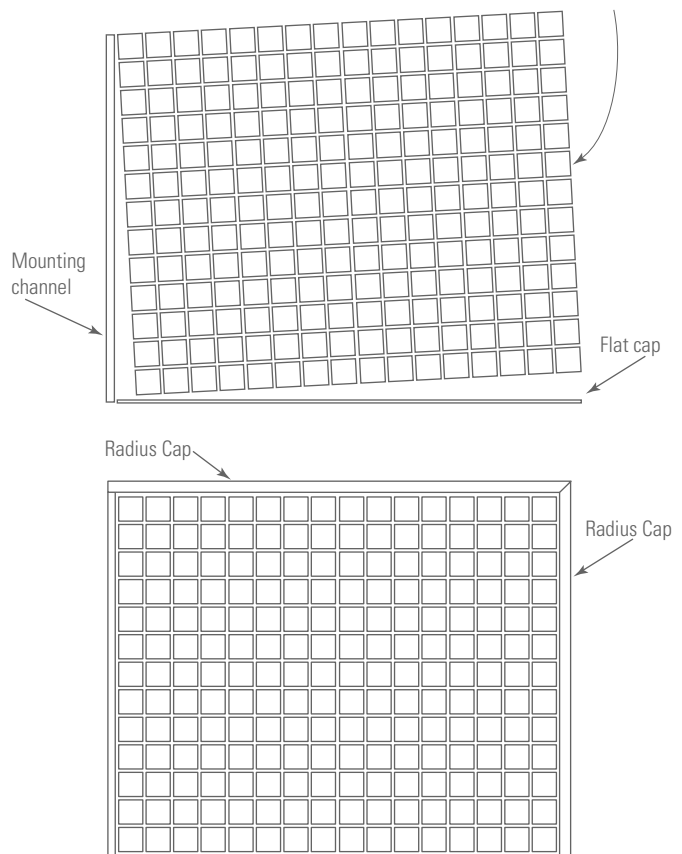
Note: These instructions also apply to 4'x 4' Decorative Glass windows.



Walls (Flat or Radius)

Estimated time 1 to 1-1/2 hours

- 1) Fasten mounting channel to fixed wall
- 2) Fasten flat cap to floor, or for radius shower walls, to curb
- 3) Swing wall down at an angle while sliding it into the mounting channel. Then locate the wall over the flat cap and press firmly down to snap into place.
- 4) Add radius or flat end cap to trim off wall
- 5) If being used for a shower wall, caulk wall at base and at mounting channel.



Decorative GLASS WINDOWS



Hy-Lite® Decorative Glass windows provide the classic beauty of beveled leaded glass in an energy-efficient window with a low-maintenance frame. Privacy is provided by the decorative obscure view, making these windows ideal for bath, stairway or kitchen applications.

Features

- Thermally-efficient vinyl frame
- Triple-glazed with metal caming
- Meets ANSI Z97.1-94 safety standards and R-65 performance specs
- Perfect for shower & exterior windows
- Comprehensive 10-year Warranty


Benefits

- Beauty and privacy
- Unique "cut glass" look
- Low-maintenance
- Easy to clean vinyl frame
- Thermally efficient
- Long-term durability

BRILLIANT IDEAS FOR HOME



Patterns/Shapes



Craftsmen*



Fleur-de-lis*



Spring Flower*



Victorian*



Cathedral*



Geometric*



Radiance**



Floral*

Caming

Brass**

Nickel*

Black*



Hy-Lite Products Inc.

Corporate Headquarters
1011 Park Lane
Greensboro, GA 30642
(800) 827-3691

www.hy-lite.com

Manufacturing Facility
117 Sara Lee Drive
Eatonton, GA 31024
(800) 423-3032