



# DECORATIVE LAMP POSTS

aluminum pole products

**TerraCast**<sup>®</sup>  
PRODUCTS



Lamplight casts an intriguing shadow onto the landscape of everyday life. From the subtle lighting of a landscaped botanical garden, to the illumination of a revitalized down- town shopping district, the base and lamp post needs to blend with and complement its surroundings. Whether you are lighting a park, highway or residential community, Our Aluminum Decorative Lamp Posts or Custom Designs will fit your architectural plan. Each design reflects a time when street lamps were commonplace.



In addition to our standard decorative product offerings, TerraCast® can replicate antique and historic light poles and bases, as well as craft custom castings to match any architectural style, while ensuring your selection meets all loading requirements.

Custom design is our business.



*Custom*

TerraCast® has been a leader in the manufacture of decorative light poles for more than 30 years. With the mission of creating lifetime customer relationships, TerraCast® provides the very best quality products and the highest possible level of customer service, becoming the company of choice in every market served.

To achieve this goal we are dedicated to building lasting, mutually beneficial relationships by:

- Providing the highest quality products in the industry.
- Consistently providing superior customer service in order to increase our worth to our customers.
- Maintaining a uniformly high level of customer service, so every customer feels as though they are our highest priority.
- Empowering a motivated, team-approached workforce where each employee is aware that maintaining industry-leading customer service is personally vital to success.

TerraCast® has the relationships, the products, the people, the experience and the desire to become and stay your first choice for aluminum lighting solutions.

*Commitment*



# Catalog Part Number Description

## Decorative Lamp Posts



**A. Base Style**

- ABS - Abingdon, one piece - Structural
- AMS - American, one piece - Structural
- AMC - American, two piece - Clamshell
- A7S - Arlen, 17" one piece - Structural
- A7C - Arlen, 17" two piece - Clamshell
- A0S - Arlen, 20" one piece - Structural
- A0C - Arlen, 20" two piece - Clamshell
- A4C - Arlen, 24" two piece - Clamshell
- A3C - Arlen, 30" two piece - Clamshell
- BRS - Bristol, one piece - Structural
- COC - Covington, two piece - Clamshell
- GES - Georgetown, one piece - Structural
- GRS - Grand, one piece - Structural
- GUS - Gunn, one piece - Structural
- HOS - Homewood, one piece - Structural
- HOC - Homewood, two piece - Clamshell
- J5C - Jefferson, two piece - Clamshell
- J8C - Jefferson, two piece - Clamshell
- LAS - Landon, one piece - Structural
- LES - Leuin, one piece - Structural
- LIS - Lincoln, one piece - Structural
- NAC - Nationwide, two piece - Clamshell
- PAC - Palms, two piece - Clamshell
- SFC - Stafford, two piece - Clamshell
- STC - Staunton, two piece - Clamshell
- T7S - Trenton, one piece - Structural
- WIS - Winchester, one piece - Structural
- Y7S - York, 17" one piece - Structural
- Y7C - York, 17" two piece - Clamshell
- Y0C - York, 20" two piece - Clamshell
- Y4C - York, 24" two piece - Clamshell
- Y4M - York, 24" two piece - Clamshell (modified)

**B. Mounting Height**

The mounting height is always listed with two digits.  
For example: 08, 10, 40, 50, etc.

**C. Wall Thickness**

- A = 0.095
- B = 0.125
- C = 0.156
- D = 0.188
- E = 0.219
- F = 0.250
- G = 0.312
- H = 0.375
- I = 0.500

**D. Butt Diameter** (inches)

- 1 = 10
- 2 = 12
- 3 = 3
- 4 = 4
- 5 = 5
- 6 = 6
- 7 = 7
- 8 = 8
- 9 = 9

**F. General Shaft Assembly**

- T = Tapered
- S = Straight

**G. General Shaft Assembly**

- R = Round
- F = Fluted

**H. Arm / Drilling / Tenon Quantity**

- 0 = not used  
(to be specified)

**I. Finish**

- BA = Black Powder
- BH = White Powder
- BM = Bronze Powder
- BV = Dark Green Powder
- GC = Gray
- 01 = Satin
- XX = None Specified

**For Example:**



This lamp post is: Abingdon Base Style, 16' Mounting Height, 0.125" Wall Thickness, 4" butt diameter with no taper, Straight, Fluted, with a Black Powder Coat finish.

*Reliable*

# Advantages of Aluminum Poles

The Best Value for Outdoor Lighting Poles & Brackets

## **Benefits of Aluminum**

- Corrosion Resistant
- Maintenance Free
- Lighter weight for Easy and Cost Efficient Installation
- Longer Life than Steel and Fiberglass
- 100% Recyclable
- Direct Buried Applications
- Breakaway Designs offer Greater Safety on Highways
- Less Deflection than Fiberglass

aluminum

| <b>Product</b>    | <b>Benefits</b>  | <b>Disadvantages</b>   |
|-------------------|--|--|
| <b>Steel</b>      | Strength   | <ul style="list-style-type: none"> <li>• Visible rust and corrosion</li> <li>• Weighs twice as much as aluminum</li> <li>• Limited recycle value</li> <li>• Should not be direct buried</li> </ul>   |
| <b>Fiberglass</b> | Can be direct buried<br>Lightweight                      | <ul style="list-style-type: none"> <li>• Does not have proven longevity</li> <li>• No recycle value - difficult and expensive to dispose</li> <li>• Unless direct buried - needs aluminum base casting</li> <li>• Limited breakaway designs</li> <li>• Ultraviolet damage is common</li> <li>• Expensive maintenance costs</li> <li>• Can be damaged by mowing &amp; trimming</li> </ul> |
| <b>Concrete</b>   | Can be direct buried<br>Strength<br>Never needs painting | <ul style="list-style-type: none"> <li>• Heavy - Expensive shipping costs</li> <li>• No breakaway performance</li> <li>• No recycle value</li> <li>• Difficult to install - Requires expensive installation equipment</li> <li>• More hazardous than other materials</li> </ul>  |

aluminum

# Standard Terms and Conditions of Sale

## Conditions

All orders or contracts are accepted with the understanding that they are subject to our ability to obtain the necessary raw materials, and all orders or contracts as well as shipments applicable thereto are subject to our current manufacturing schedules, and government regulations, orders, directives and restrictions that may be in effect from time to time.

## Quotations

Written quotations automatically expire thirty (30) calendar days from the date issued unless otherwise stated on the face of the quotation. Quotes are subject to termination by notice within that period. Quotations are subject to correction in the event of stenographic or clerical errors. Prices quoted are for specific quantities shown, released for manufacture and shipment at one time to one destination unless otherwise stated. Any change in the quantity of an order and/or split shipments are subject to price revision. Quotations are subject to change in the event complete specifications or requirements are not provided.

## Purchase Order

If a quotation is accepted and Buyer's order form is used for the purpose, it is expressly understood and agreed that the terms and conditions herein set forth shall prevail insofar as the same may in any way conflict with the terms and conditions set forth in such order form, and the issuance of such order by Buyer shall be deemed to note Buyer's assent to the foregoing.

## Prices

Prices are subject to change without notice and orders calling for future shipment will be billed according to the price in effect at the time of shipment, unless otherwise specified.

## Taxes

Prices on the specified products are exclusive of all city, state and federal excise taxes, including without limitation, taxes on manufacture, sales, receipts, gross income, occupation, use and similar taxes. Wherever applicable, any tax or taxes will be added to the invoice as a separate charge to be paid by the Buyer.

## Shipment

All prices are F.O.B. our factory (Abingdon, Virginia), unless otherwise stated. Method and route of shipment are at our discretion, unless the Buyer supplies explicit shipping instructions. When Buyer specifies method of shipment, any additional shipping expense will be charged to Buyer. Shipping charges are not intended to guarantee the delivery at or to destination. Identification of goods to the contract shall occur as each shipment is placed in the hands of the carrier. Anchor Bolts shipped in advance of poles will be charged freight.

## Deliveries

Deliveries shall be subject to, and contingent upon, strikes, labor difficulties, not civil unrest, war, fire, delay or defaults of common carriers, failure or curtailment in our usual sources of supply, governmental decrees or orders, or without limiting the foregoing, any other delays beyond our reasonable control, and we shall not be liable for any loss or damage arising therefrom. We shall have the additional right, in the event of the happening of any of the above contingencies, at its option, to cancel this contract or any part thereof, without any resulting liability. Shipments made within twenty (20) days after specified date of delivery shall constitute a good delivery. Any delivery not in dispute shall be paid for regardless of other controversies relating to other delivered or undelivered merchandise.

## Packaging

Unless otherwise stated on the face of the quotation, all packaging will be in accordance with our standard practices for domestic shipments.

## Our Right of Possession

We shall have the right, in addition to all others it may possess, at any time, for credit reasons or because of Buyer's default or defaults, to withhold shipments, in whole or in part, and to recall goods in transit, retake same, and repossess all good which may be stored with us for Buyer's account, without the necessity of taking any other proceedings, and Buyer consents that all the merchandise is so recalled, retaken or repossessed shall become our absolute property, provided that the Buyer is given full credit therefor. The foregoing shall not be construed as limiting, in any manner, any of the rights or remedies

available to us because of any default of Buyer under the Uniform Commercial Code as in force and effect in the Commonwealth of Virginia on the date of signing this agreement.

## Payment Terms

Net amount of invoice is due and payable in full within thirty (30) days of invoice date. If in our opinion, the financial condition of the Buyer at any time does not justify continuance of production or shipment on the terms of payment specified, we may require full or partial payment in advance of manufacture or shipment. Any indebtedness owing to us for a period longer than thirty (30) days shall bear interest until paid at the current prime rate published in the Wall Street Journal. If we find it necessary to place any indebtedness hereunder in the hands of an attorney for collection, the Buyer shall pay all expenses and costs of collection, including reasonable attorney's fees.

## Liability

We shall not be liable for loss or damage of any kind resulting from delay or inability to deliver on account of fire, labor troubles, accident, acts of civil or military authorities, or from any other cause beyond our control.

## Cancellation

An order once placed and accepted by us can be canceled only with our consent and upon terms that will indemnify us against loss.

## Returned Material / Shortages

In no case are goods to be returned without prior written consent. Only unused material as currently manufactured, which has been invoiced to Buyer, within ninety (90) days, will be considered for return. Material accepted for credit is subject to a minimum service charge of twenty-five percent (25%) plus all transportation charges. Material built to order is not subject to return for credit under any circumstances. Goods must be securely packaged to reach us without damage. All claims for shortages must be made in writing within 30 days of receipt of shipment.

# Standard Terms and Conditions of Sale

## Warranty – Aluminum Pole Assemblies

We warrant our aluminum pole assemblies for their lifetime to be free of defects in material and workmanship and to be free from corrosion, except those items normally consumed in service. This warranty does not cover failures or corrosion due to:

- Improper installation.
- Misapplication – product used outside of specified use.
- Damage from handling, transportation, installation, vehicular impact, abuse, or vandalism.
- Site specific wind induced or other vibration.
- Installation in soils with a pH under 5 or over 9.
- Improper grounding.

We will, at its sole option, repair, replace, or credit Buyer's account for any product that does not conform to this warranty.

**TERRACAST® PRODUCTS MAKES NO OTHER WARRANTIES, EXPRESS OR IMPLIED, INCLUDING THE IMPLIED WARRANTIES OF MERCHANTABILITY OR FITNESS FOR A PARTICULAR PURPOSE. WE SHALL NOT BE LIABLE FOR ANY OTHER LOSS OR DAMAGE, INCLUDING BUT NOT LIMITED TO CONSEQUENTIAL DAMAGES, LIQUIDATED DAMAGES AND BACK CHARGES.**

This warranty does not include reimbursement for the expense of installation or removal of equipment, transportation, or any other expenses which may be incurred. This warranty applies to the pole assembly only and does not include anchor bolts, connecting hardware, or foundation. Authorization must be obtained from us before any material is returned. This warranty excludes finishes such as powder coating, anodizing, and satin. "Lifetime" is defined as the lifetime of the products intended use. The foregoing states the Buyer's sole remedy for any breach of warranty by us.

*This warranty applies only to our aluminum pole assemblies shipped on or after January 1st, 2011.*

## Warranty – Hardware and Accessories

In addition to the lifetime warranty on its aluminum pole assemblies, all additional equipment, apparatus, and parts are warranted against defects in materials and workmanship for a period of one (1) year from the date of shipment, excepting those items normally consumed in service, unless failure is due to improper installation or misapplication

**TERRACAST PRODUCTS® MAKES NO OTHER WARRANTIES, EXPRESS OR IMPLIED, INCLUDING THE IMPLIED WARRANTIES OF MERCHANTABILITY OR FITNESS FOR A PARTICULAR PURPOSE. WE SHALL NOT BE LIABLE FOR ANY OTHER LOSS OR DAMAGE, INCLUDING BUT NOT LIMITED TO CONSEQUENTIAL DAMAGES, LIQUIDATED DAMAGES AND BACK CHARGES.**

We will, at its sole option, repair, replace or credit Buyer's account for any equipment or part which proves defective under its warranty provided that the Buyer notifies us in writing of such defect within the appropriate warranty period. This warranty does not include reimbursement for the expense of installation, removal of equipment, transportation or any other expenses that may be incurred. Authorization must be obtained from us before any material is returned. The foregoing states the Buyer's sole remedy for any breach of warranty by us.

## Warranty – Powder Coat Finish Warranty

TerraCast® warrants its factory-applied powder coatings on Aluminum Poles will not fail or substantially deteriorate when the coated product is properly utilized and subjected to normal climatic exposure for a period of five years from the date of shipment ("Warranty Period"). If during the Warranty Period, the aluminum pole exterior coating exhibits any cracking, peeling or excessive fading, We will repair or replace the defective coating, at its option, at no charge to the Purchaser, if the Purchaser promptly notifies us in writing and furnishes proof of purchase when such failure or deterioration becomes evident.

Damage to the finish coating caused by improper handling during shipment and placement in service, or damage or failure caused by acts of God, falling objects, external forces, explosion, fire, riots, civil disturbance, acts of war, radiation, misuse or abuse in application or any other such occurrences beyond our control, is excluded.

The liability of our under this warranty, or for any loss or damage arising out of or connected with the design, application, sale or use of the exterior coating, whether the claim is based on contract or negligence, shall not exceed the price allocable to the value of the original factory applied powder coating which gives rise to the claim and upon expiration of the Warranty Period all such liability shall terminate. We shall not be liable for any special or consequential damages including, but not limited to, loss of profits or revenue, loss of use of equipment, substitute equipment cost or labor charged to remove or reinstall defective product, nor any product transportation expenses to and from our process plant if factory replacement of the defective coating is necessary. Authorization must be obtained from us before any product is returned.

*The foregoing states the Buyer's sole remedy for any breach of warranty by us.*

## Controlling Provisions

These terms and conditions shall supersede any provisions, terms and conditions contained on any confirmation order, or other writing Buyer may give or receive, and the rights of the parties shall be governed exclusively by the provisions, terms and conditions hereof. We makes no representations or warranties concerning this order except such as are expressly contained herein, and this order may not be changed or modified orally.

## General

The provisions on the face hereof and these Terms and Conditions constitute the entire agreement among the parties and supersede the provisions of any purchase order, other communication between the parties or any statement or representation not included herein. This agreement may not be modified or amended except in a writing signed by the party intended to be bound thereby. This agreement shall be governed by the laws of the Commonwealth of Virginia.

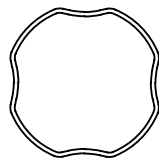
# Tapered Fluted Aluminum Poles



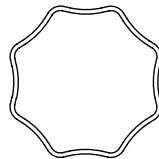
**QUALITY.** This is an important aspect of a tapered fluted shaft. We have studied the issues, revolutionized our processes, and developed a proprietary fluting process to manufacture tapered fluted shafts with quality levels unmatched in the industry. This process results in tapered fluted shafts free from twists with precise stop/start points, and perfect symmetry.

By controlling the fluting process internally, we can provide accurate and reliable delivery dates coupled with unmatched lead times.


## **Capabilities**




4 - Flutes: shaft heights up to 40'  
shaft diameters: 6" - 9"  
wall thickness: .095 - .375



8 - Flutes: shaft heights up to 40'  
shaft diameters: 6" - 9"  
wall thickness: .095 - .375



12 - Flutes: shaft heights up to 25'  
shaft diameters: 5" - 6"  
wall thickness: .095 - .188



16 - Flutes: shaft heights up to 25'  
shaft diameters: 5" - 6"  
wall thickness: .095 - .188






# Finishes

## **THERMOSET POWDER PAINT**

Thermoset Powder Paint finishes are resistant to scratching, chipping or peeling and have excellent color retention.

Standard colors are a textured design for improved mar resistance and reduced dirt buildup. Standard textured finishes have achieved 3000 hours on Salt Spray testing.

Standard colors:



Dark Bronze (BM)

Black (BA)

White (BH)

Gray (GC)

Dark Green (BV)

- Custom colors can be matched with RAL numbers or color chips.
- Custom two tone finishes are available upon request.

Finish Coat: Weather-resistant polyester thermoset powder is electrostatically applied, oven cured and bonded to a minimum dry film thickness of 2.0 mils.

## **GUARANTEED COLOR UNIFORMITY**

Our standard thermoset powder coating is a minimum 2.0 mils of triglycidyl isocyanurate (TGIC) polyester thermoset powders. The National Association of Architectural Metal Manufacturers, Metal Finishes Manual, rates the outdoor life of these powders at 15 plus years.

## **OUR FACTORY-APPLIED POWDER COATING WARRANTY**

TerraCast® warrants its factory-applied powder coatings against cracking, peeling, excessive color change and fading due to normal climatic exposure for a period of five (5) years from the date of shipment for aluminum. Damage to the finish coating caused by mechanical abuse, such as rough handling during installation or vandalism, is not covered by this warranty. This warranty is limited to the repair or replacement of the material involved and does not include reimbursement of consequential expenses such as installation or removal or equipment or transportation costs.

## **THERMOSET POWDER PAINT VERSUS ANODIZED FINISH**

A color finish on aluminum poles can be obtained by either painting or anodizing. Due to the superior color stability of powder, we recommend powder rather than anodized.

Anodized colors are limited to clear, black and various shades of bronze. Anodizing will inherently result in color variations and color uniformity is not guaranteed. When there are variations in the physical, chemical or color of metals, there is a high probability this will occur on a pole assembly. These color variations in anodized finishes are unavoidable and not covered under we warranty. we recommends Thermoset Powder Paint for guaranteed uniformity of color.

Powder offers uniform color and appearance between all variations of metal while maintaining a more attractive price and lead time compared to anodized products.

*Remarkable*

# Shafts

Extruded from 6063 alloy, shafts are heat treated to produce a T6 temper, significantly stronger than shafts not heat treated, cast aluminum and fiberglass shafts. Also, because shafts are heat treated after welding, our shafts are, by code, nearly twice as strong as others using the same alloy, but not heat treated after welding. Shafts are available in straight smooth, tapered smooth, straight fluted or tapered fluted.

**Mounting Height:** Various heights are available for each individual project. Heights commonly range from 6 feet to 50 feet.

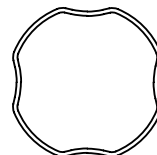
**Wall Thickness:** 0.125" to 0.375"  
(engineered for project requirements)

**Diameter:** Poles are available in various diameters. Pole diameters range from 4" to 12".


**Tenons:** Poles can be provided with tenon tops. Various size tenons are available and are engineered for each project requirements.

**Arms:** Various arms and arm drillings are available and are engineered for each project requirements. See the arms and accessories sections for more details (pages 58-63).


## Tube Cross Sections:




Tapered 4 Flute




Round Straight or Tapered



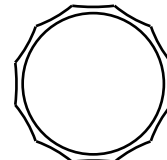
Straight Flat 12 Flute



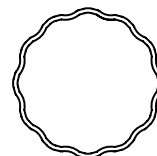
Tapered Sharp 16 Flute



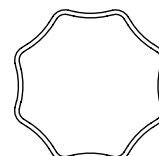
Straight Soft 12 Flute




Straight Sharp 12 Flute



Tapered Soft 12 Flute



Tapered Octaflute

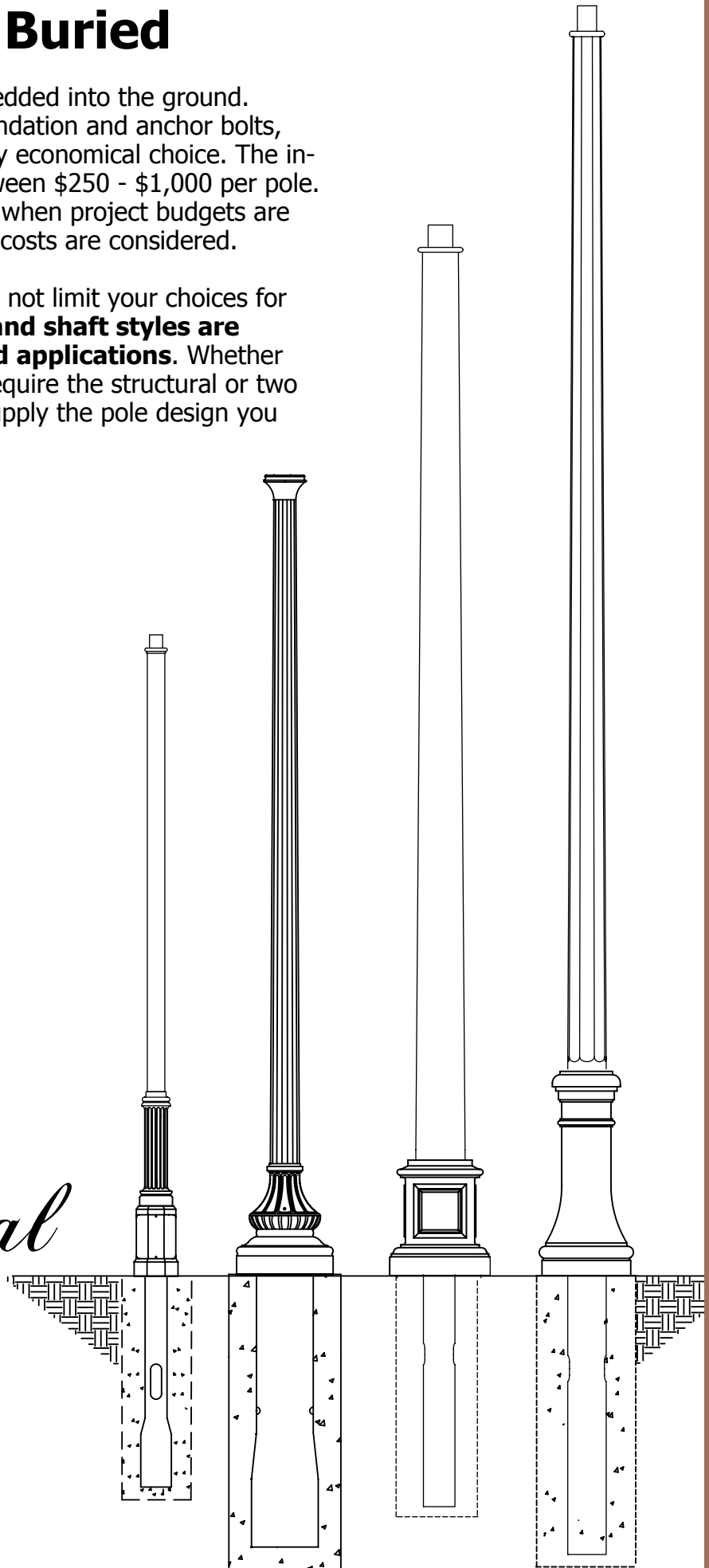


# Direct Buried

Direct buried poles are embedded into the ground. Eliminating the concrete foundation and anchor bolts, direct buried poles are a very economical choice. The installation savings range between \$250 - \$1,000 per pole. This is an important savings when project budgets are limited, and total ownership costs are considered.

Direct buried applications do not limit your choices for your project. **All our base and shaft styles are available for direct buried applications.** Whether your project specifications require the structural or two piece base option, we will supply the pole design you need.

*Economical*



STRUCTURAL BASES



Abingdon - pages 14-15



American - pages 16-17



Arlen - pages 18-19



Bristol - pages 22-23



Georgetown - pages 26-27



Grand - pages 28-29



Gunn - pages 30-31



Homewood - pages 32-33



Landon - pages 36-37

Coming Soon



Leuin - pages 38-39



Lincoln - pages 40-41



Trenton - pages 50-51



Winchester - pages 52-53



York - pages 54-55

.. Beauty

**T  
W  
O**



American - pages 16-17



Arlen - pages 20-21



Covington - pages 24-25



Homewood - pages 32-33

**P  
H  
E  
C  
E**



Jefferson - pages 34-35



Nationwide- pages 42-43



Palms - pages 44-45



Stafford - pages 46-47

**B  
A  
S  
E  
S**



Stanton - pages 48-49



York - pages 56-57

Decorative Arms: pages 58-63

Accessories: pages 64-65

Custom Poles: pages 66-69

Bolt Circle Info: pages 70-71


Photo Gallery: pages 72-73

**Two Piece Bases**

.... *Elegance*

# Abingdon family of bases


With its distinct classic lines, the Abingdon base has much appeal. A sturdy octagonal base is coupled with a tapered fluted upper casting that extends to either a straight-fluted, round straight or round tapered shaft.




**STRUCTURAL BASE SIZE:**  
11.5" W x 46" H  
Cast Aluminum

**Shaft Options:**  
Butt Diameters - Mounting Heights  
4" up to 18'

**TUBE CROSS SECTIONS:**

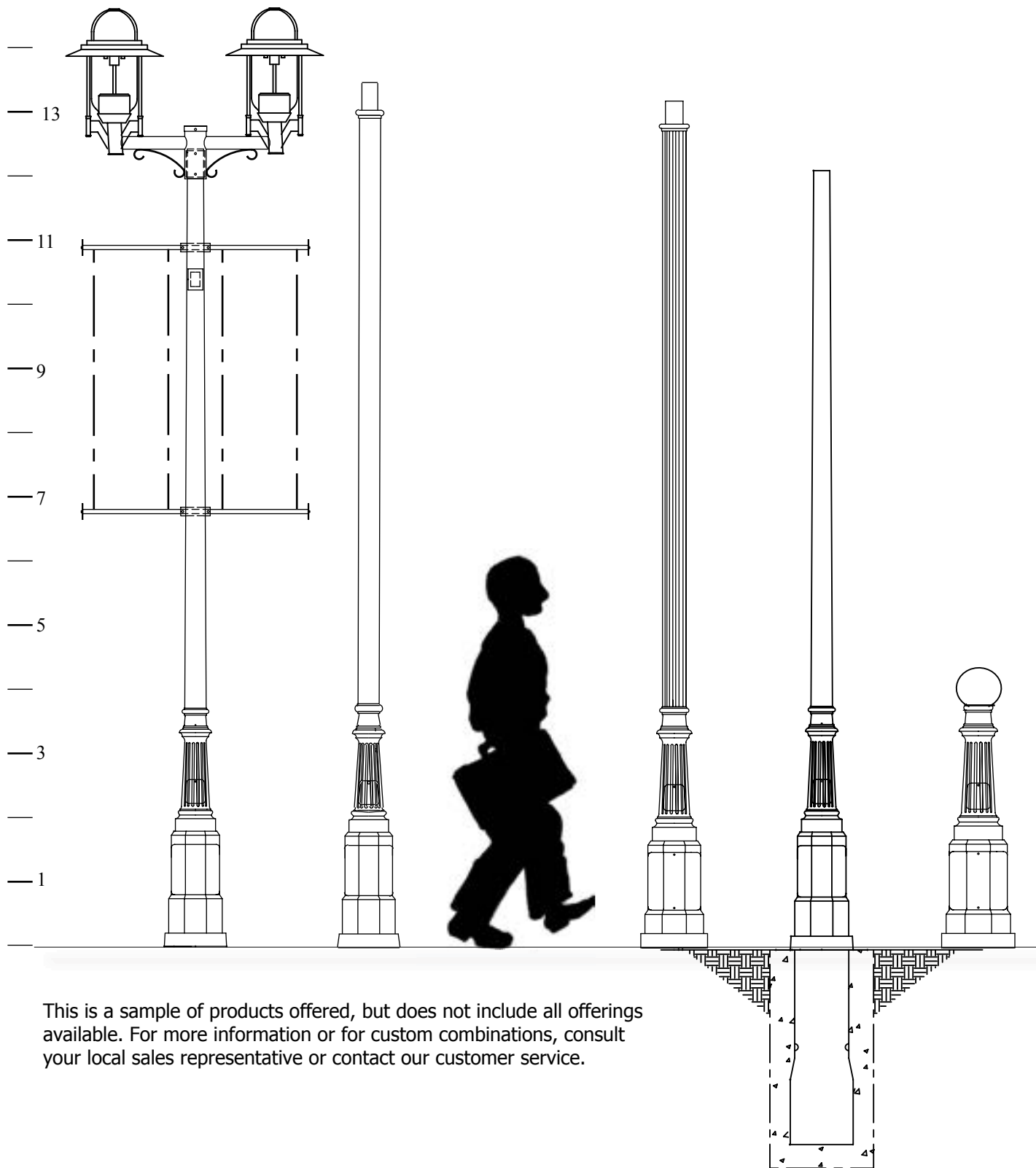


Straight Soft 12 Flute



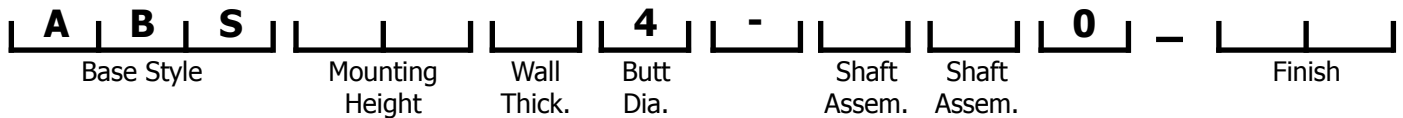
Round Straight or Tapered

Tube cross section options are based on maximum mounting height. Shafts with shorter mounting heights may have more cross section options available.



This is a sample of products offered, but does not include all offerings available. For more information or for custom combinations, consult your local sales representative or contact our customer service.


**Order Part Number:** Specify Tenon Size • Specify Direct Buried



# American family of bases

Like Colonial streets paved with bricks, our American base is a slice of history. Reminiscent of early America, this base anchors a sense of time and place. The shaft of the lamp post extends from a simple, stylish base. Neither overpowers the other, nor does the lamp post overpower its surroundings. Straight-fluted, tapered-fluted, round straight and round tapered shafts are available with the American base.

## STRUCTURAL



### STRUCTURAL BASE SIZE:

12" W x 29.5" H  
Cast Aluminum

### Shaft Options:

|                                 |           |
|---------------------------------|-----------|
| Butt diameter - Mounting Height |           |
| 4"                              | up to 18' |
| 5"                              | up to 20' |

## TWO PIECE



### TWO-PIECE BASE SIZES:

12" W x 29.5" H  
Cast Aluminum

### Shaft Options:

|                                 |           |
|---------------------------------|-----------|
| Butt diameter - Mounting Height |           |
| 4"                              | up to 18' |
| 5"                              | up to 20' |

Tube cross section options are based on maximum mounting height. Shafts with shorter mounting heights may have more cross section options available.







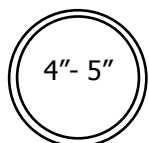
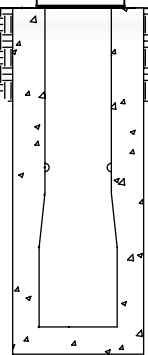
This is a sample of products offered, but does not include all offerings available. For more information or for custom combinations, consult your local sales representative or contact our customer service.

**Order Part Number:** Specify Tenon Size • Specify Direct Buried

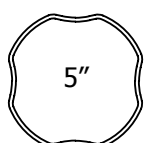


AMS - American, one piece - Structural

AMC - American, two piece - Clamshell



Round Straight or Tapered



Tapered Fluted 4 Flute



Tapered Sharp 16 Flute




Tapered Soft 12 Flute



Straight Soft 12 Flute



Straight Sharp 12 Flute





Straight Flat 12 Flute




Tapered Octaflute

# Arlen family of bases ~ Structural


Reminiscent of vintage gaslights, the Arlen's designs are intricate enough to lend a hint of the past to a garden, yet timeless enough to complement today's streetscape. The Arlen's round fluted base curves gracefully upward to your choices of shaft. Straight-fluted, tapered-fluted, round straight and round tapered shafts are available with the Arlen base.



17" W x 21" H



20" W x 23" H



**STRUCTURAL BASE SIZE:**

17" W x 21" H  
Cast Aluminum

**Shaft Options:**

|                                 |           |
|---------------------------------|-----------|
| Butt diameter - Mounting Height |           |
| 4"                              | up to 18' |
| 5"                              | up to 20' |
| 6"                              | up to 25' |


**STRUCTURAL BASE SIZE:**

20" W x 23" H  
Cast Aluminum

**Shaft Options:**

|                                 |           |
|---------------------------------|-----------|
| Butt diameter - Mounting Height |           |
| 7"                              | up to 16' |

Tube cross section options are based on maximum mounting height. Shafts with shorter mounting heights may have more cross section options available.

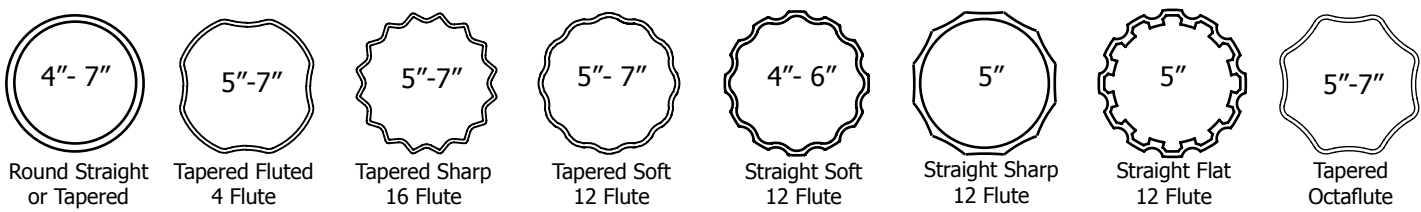


This is a sample of products offered, but does not include all offerings available. For more information or for custom combinations, consult your local sales representative or contact our customer service.

**Order Part Number:**    Specify Tenon Size • Specify Direct Buried



A7S - Arlen, 17" one piece - Structural      A0S - Arlen, 20" one piece - Structural



# Arlen family of bases ~ Two Piece

Reminiscent of vintage gaslights, the Arlen's designs are intricate enough to lend a hint of the past to a garden, yet timeless enough to complement today's streetscape. The Arlen's round fluted base curves gracefully upward to your choices of shaft. Straight-fluted, tapered-fluted, round straight and round tapered shafts are available with the Arlen base.



**17" W x 21" H**



**20" W x 23" H**



**24" W x 28" H**



**30" W x 45" H**

**TWO-PIECE BASE SIZES:**

Cast Aluminum

**17" W x 21" H**

Shaft Options:

Butt diameter - Mounting Height

- 4" up to 18'
- 5" up to 20'

**20" W x 23" H**

Shaft Options:

Butt diameter - Mounting Height

- 5" up to 20'
- 6" up to 25'
- 7" up to 30'
- 8" up to 40'

**24" W x 28" H**

Shaft Options:

Butt diameter - Mounting Height

- 7" up to 30'
- 8" up to 40'
- 9" up to 40'
- 10" up to 40'


**30" W x 45" H**

Shaft Options:

Butt diameter - Mounting Height

- 10" up to 40'
- 12" up to 50'

Tube cross section options are based on maximum mounting height. Shafts with shorter mounting heights may have more cross section options available.

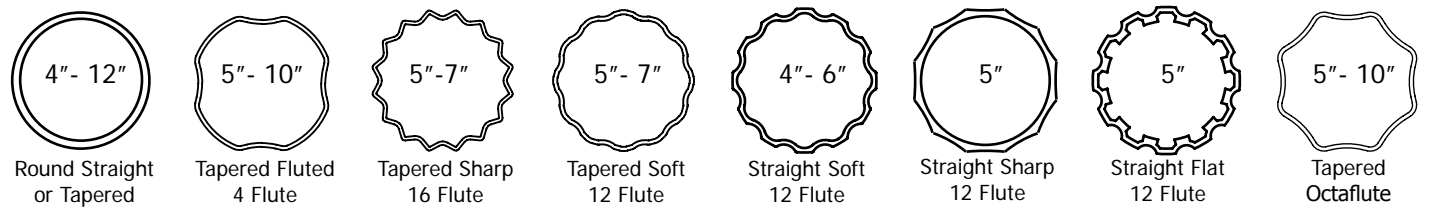


This is a sample of products offered, but does not include all offerings available. For more information or for custom combinations, consult your local sales representative or contact our customer service.

**Order Part Number:**    Specify Tenon Size • Specify Direct Buried





- |     |                                    |     |                                    |
|-----|------------------------------------|-----|------------------------------------|
| A7C | - Arlen, 17" two piece - Clamshell | A4C | - Arlen, 24" two piece - Clamshell |
| A0C | - Arlen, 20" two piece - Clamshell | A3C | - Arlen, 30" two piece - Clamshell |



# Bristol family of bases

Accenting the landscape, the Bristol base is styled with clean lines. This lamp post is an excellent accent for a brick-paved sidewalk, and complements a wide array of architectural styles. Straight-fluted, tapered-fluted, round straight and round tapered shafts are available with the Bristol base.



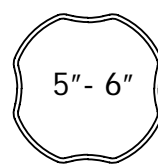
**STRUCTURAL BASE SIZE:**

14.5" W x 12" H  
Cast Aluminum

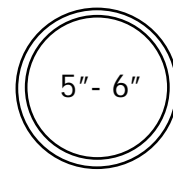
**Shaft Options:**

Butt Diameter - Mounting Heights  
5" up to 20'  
6" up to 20'


**TUBE CROSS SECTIONS:**



Tapered 4 Flute



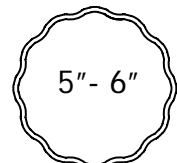
Round Straight or Tapered



Straight Flat 12 Flute



Tapered Sharp 16 Flute



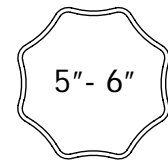
Tapered Soft 12 Flute



Straight Soft 12 Flute




Straight Sharp 12 Flute



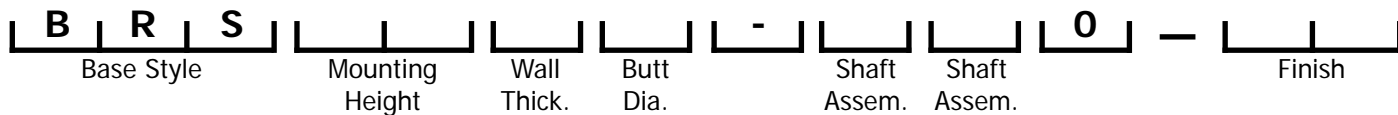
Tapered Octaflute

Tube cross section options are based on maximum mounting height. Shafts with shorter mounting heights may have more cross section options available.




This is a sample of products offered, but does not include all offerings available. For more information or for custom combinations, consult your local sales representative or contact our customer service.

**Order Part Number:** Specify Tenon Size • Specify Direct Buried



# Covington family of bases

The smooth curves of the Covington complement a wide array of architectural styles. The size of this base allows it to be used with larger poles, which enhances the beauty of larger lamp posts. Straight-fluted, tapered-fluted, round straight and round tapered shafts are available with the Covington base.



**TWO PIECE BASE SIZE:**

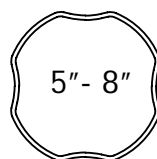
20.25" W x 50" H  
Cast Aluminum

**Shaft Options:**

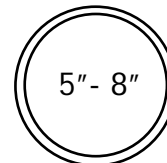
Butt Diameters - Mounting Heights

|    |           |
|----|-----------|
| 5" | up to 20' |
| 6" | up to 25' |
| 7" | up to 30' |
| 8" | up to 40' |


**TUBE CROSS SECTIONS:**



Tapered 4 Flute



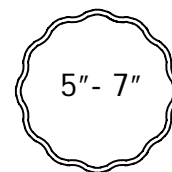
Round Straight or Tapered



Straight Flat 12 Flute



Tapered Sharp 16 Flute



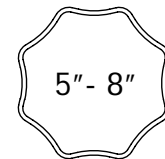
Tapered Soft 12 Flute



Straight Soft 12 Flute



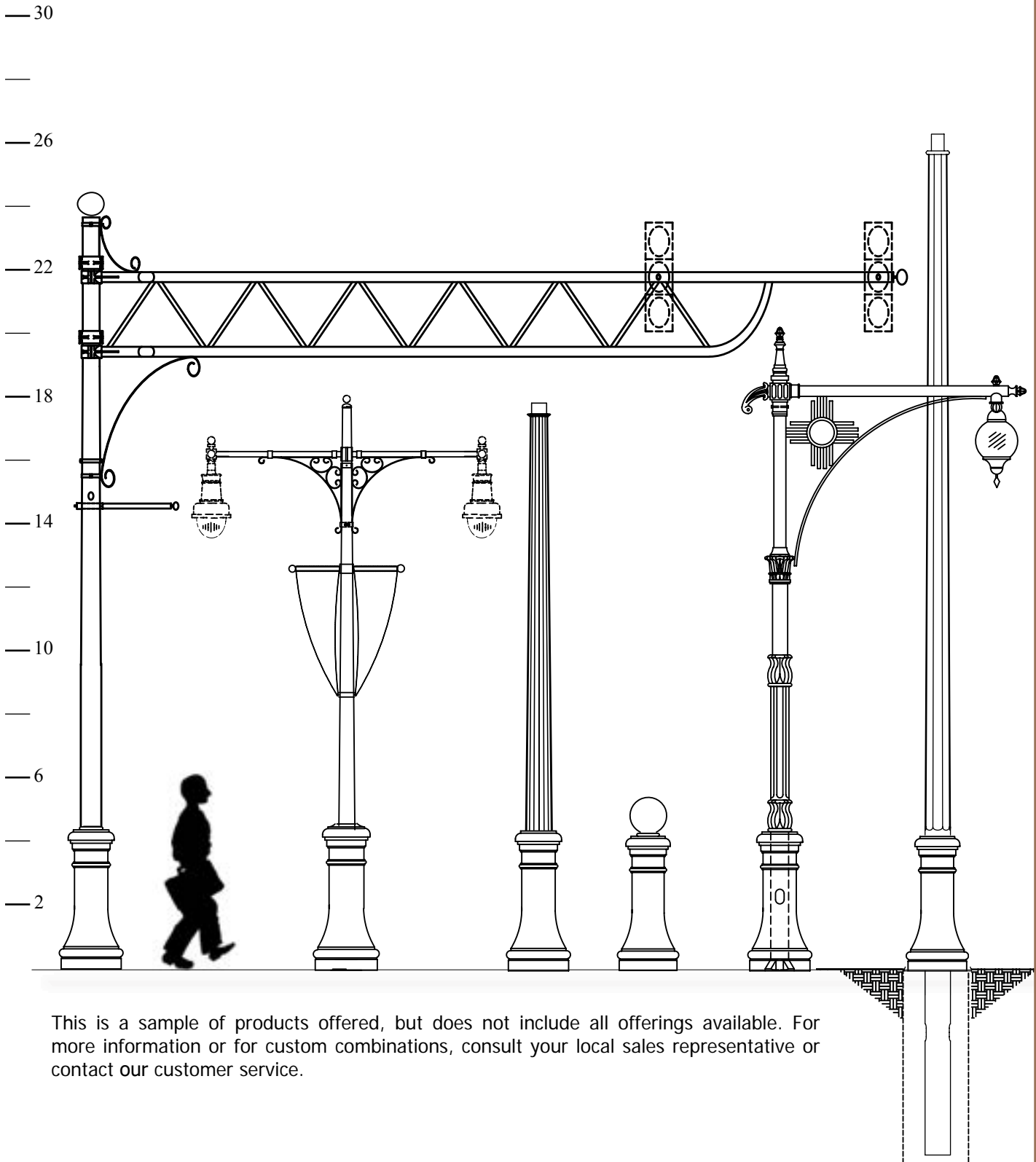
Straight Sharp 12 Flute



Tapered Octaflute

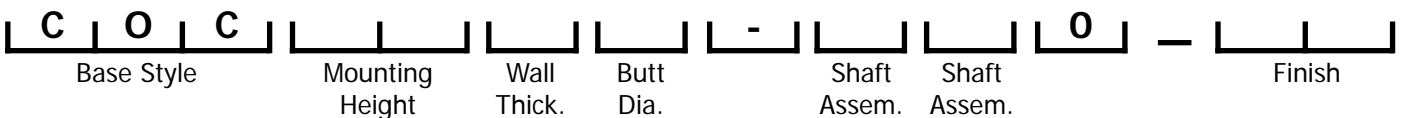
Tube cross section options are based on maximum mounting height. Shafts with shorter mounting heights may have more cross section options available.





This is a sample of products offered, but does not include all offerings available. For more information or for custom combinations, consult your local sales representative or contact our customer service.


**Order Part Number:** Specify Tenon Size • Specify Direct Buried



4400 NW 19th Avenue, Unit K • Pompano Beach, FL 33064 • 305-895-9525 • Fax: 305-895-7879  
 info@terracastproducts.com • www.terracastproducts.com

# Georgetown family of bases

Accenting a garden or gracing the entrance to the oldest street in town, the classic lines of the Georgetown complement a variety of landscape designs. Straight-fluted, tapered-fluted, round straight and round tapered shafts are available with the Georgetown base.



**STRUCTURAL BASE SIZE:**

10.125" W x 44" H  
Cast Aluminum

**Shaft Options:**

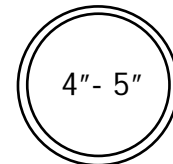
Butt Diameters - Mounting Heights

|    |           |
|----|-----------|
| 4" | up to 18' |
| 5" | up to 20' |


**TUBE CROSS SECTIONS:**



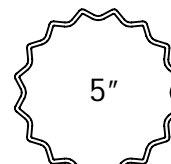
Tapered 4 Flute



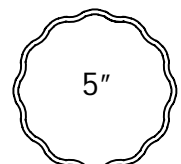
Round Straight or Tapered



Straight Flat 12 Flute



Tapered Sharp 16 Flute



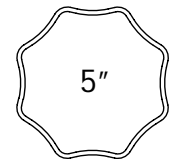
Tapered Soft 12 Flute



Straight Soft 12 Flute




Straight Sharp 12 Flute



Tapered Octaflute

Tube cross section options are based on maximum mounting height. Shafts with shorter mounting heights may have more cross section options available.





This is a sample of products offered, but does not include all offerings available. For more information or for custom combinations, consult your local sales representative or contact our customer service.

**Order Part Number:** Specify Tenon Size • Specify Direct Buried



# Grand family of bases

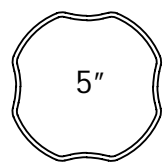
The Grand's octagonal base is capped with a fluted upper casting. Top off this simple, eye-catching base with either a straight-fluted, tapered-fluted, round straight or round tapered shaft.



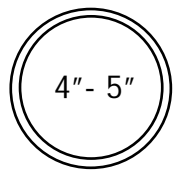
**STRUCTURAL BASE SIZE:**  
 11.5" W x 44.5" H  
 Cast Aluminum

**Shaft Options:**  
 Butt Diameters - Mounting Heights  
 4" up to 18'  
 5" up to 20'


**TUBE CROSS SECTIONS:**



Tapered 4 Flute



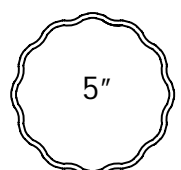
Round Straight or Tapered



Straight Flat 12 Flute



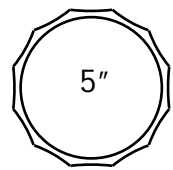
Tapered Sharp 16 Flute



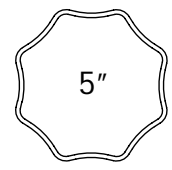
Tapered Soft 12 Flute



Straight Soft 12 Flute

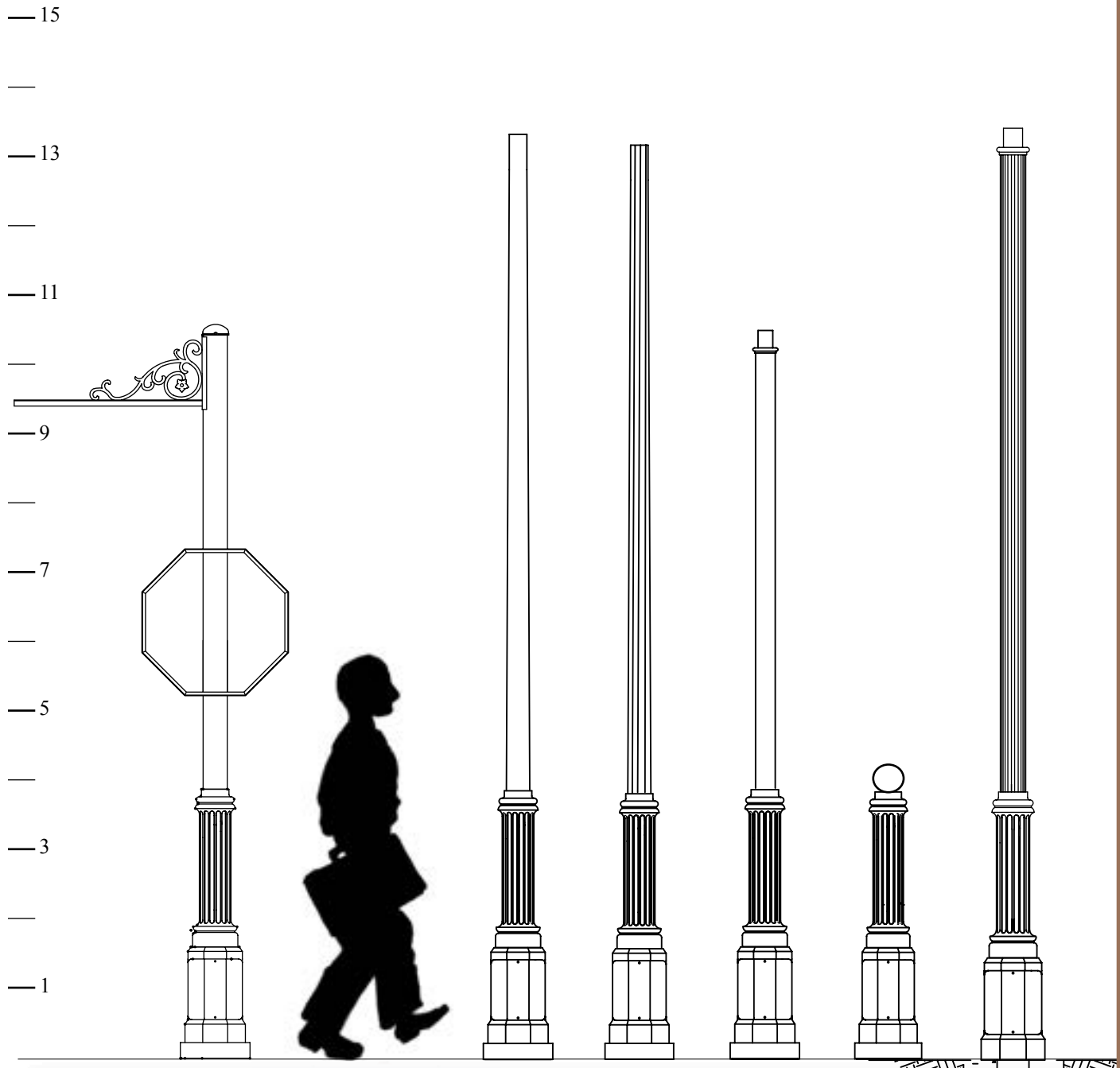


Straight Sharp 12 Flute



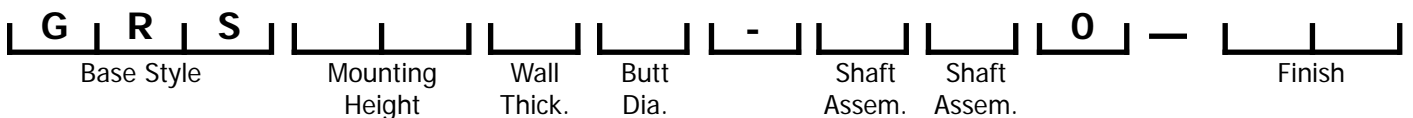
Tapered Octaflute

Tube cross section options are based on maximum mounting height. Shafts with shorter mounting heights may have more cross section options available.




This is a sample of products offered, but does not include all offerings available. For more information or for custom combinations, consult your local sales representative or contact our customer service.

**Order Part Number:** Specify Tenon Size • Specify Direct Buried



# Gunn family of bases

Complement any landscape or architectural setting with the elegance of the Gunn base. The smooth lines of the lower section are topped with a tapered-fluted upper casting to complement either a straight-fluted, round straight or round tapered shaft.



### STRUCTURAL BASE SIZE:

12" W x 42.6875" H

Cast Aluminum


### Shaft Options:

Butt Diameters - Mounting Heights


4"

up to 18'

### TUBE CROSS SECTIONS:

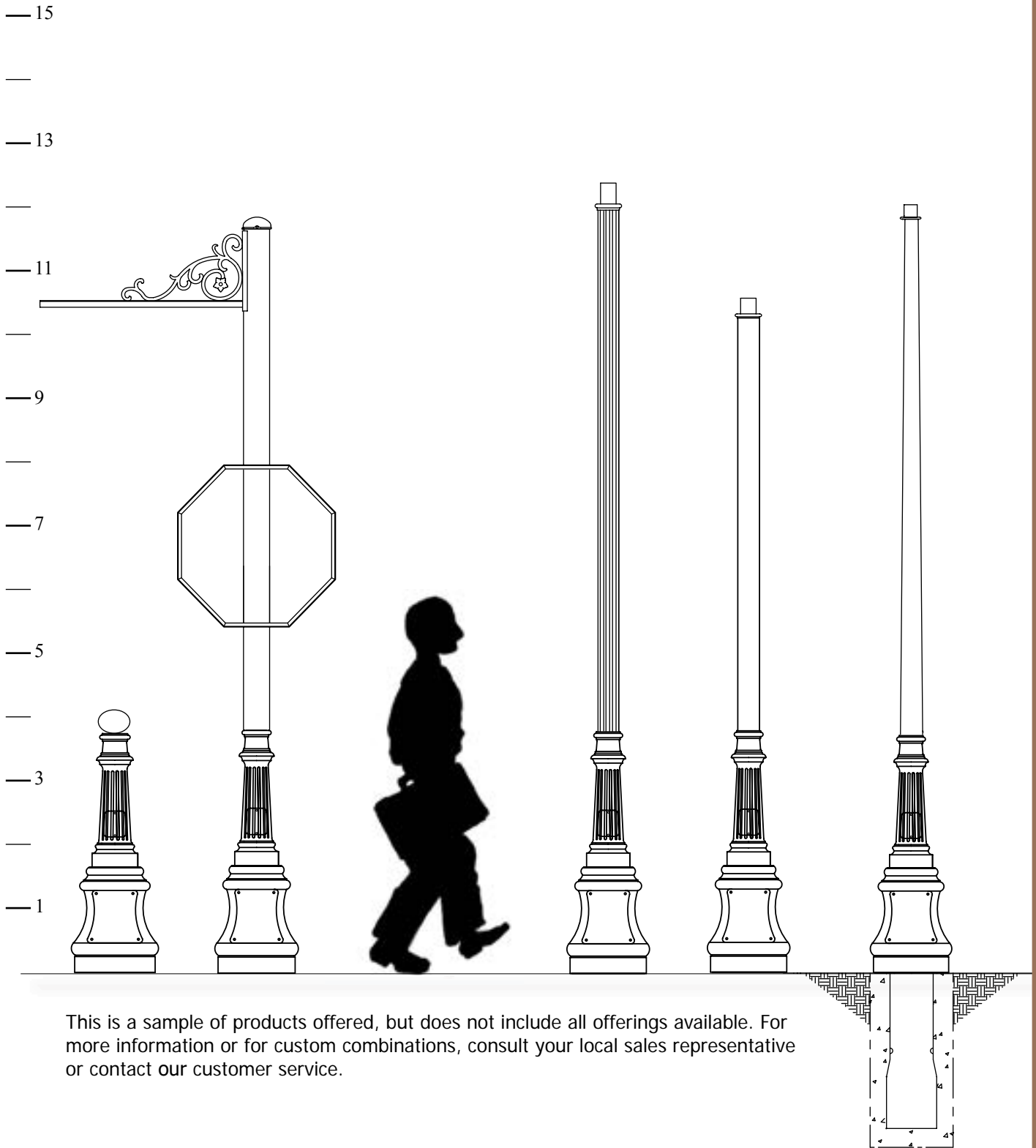


Straight Soft 12 Flute



Round Straight or Tapered

Tube cross section options are based on maximum mounting height. Shafts with shorter mounting heights may have more cross section options available.



This is a sample of products offered, but does not include all offerings available. For more information or for custom combinations, consult your local sales representative or contact our customer service.

**Order Part Number:** Specify Tenon Size • Specify Direct Buried

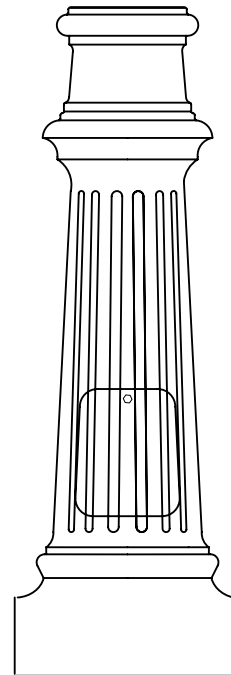



# Homewood family of bases

Traditional stylings to complement a variety of architectural settings, the Homewood base has smooth lines and simple castings. The Homewood's tapered-fluted base has either a straight-fluted, tapered fluted, round straight or round tapered shaft.



## STRUCTURAL



## TWO PIECE



### STRUCTURAL BASE SIZE:

7.5" W x 24" H

Cast Aluminum

### Shaft Options:

Butt Diameters - Mounting Heights  
4" up to 16'

### TWO-PIECE BASE SIZE:

14" W x 41.375" H


Cast Aluminum

### Shaft Options:

Butt Diameters - Mounting Heights  
4" up to 18'  
5" up to 20'  
6" up to 25'

Tube cross section options are based on maximum mounting height. Shafts with shorter mounting heights may have more cross section options available.





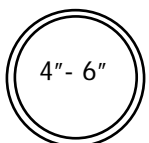
This is a sample of products offered, but does not include all offerings available. For more information or for custom combinations, consult your local sales representative or contact our customer service.

**Order Part Number:** Specify Tenon Size • Specify Direct Buried

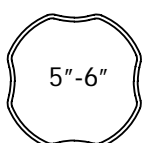


HOS - Homewood, one piece - Structural

HOC - Homewood, two piece - Clamshell



Round Straight or Tapered



Tapered Fluted 4 Flute



Tapered Sharp 16 Flute




Tapered Soft 12 Flute



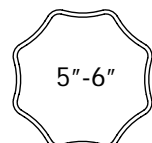
Straight Soft 12 Flute



Straight Sharp 12 Flute



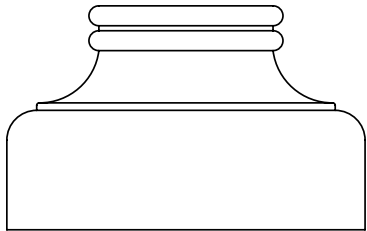
Straight Flat 12 Flute



Tapered Octaflute

# Jefferson family of bases

The Jefferson offers traditional lines enhancing any landscape. The base reflects the beauty of the lamp post. The Jefferson is available with either a straight-fluted, tapered-fluted, round straight or round tapered shaft.



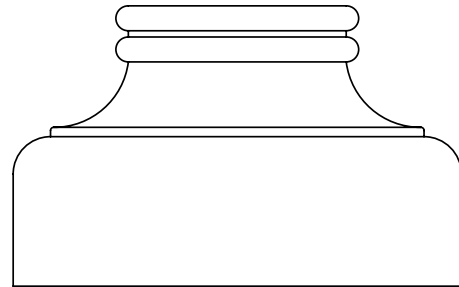
**TWO PIECE BASE SIZE:**

15" W x 8.5" H  
Cast Aluminum

**Shaft Options:**

Butt Diameters - Mounting Heights

|    |           |
|----|-----------|
| 4" | up to 18' |
| 5" | up to 20' |
| 6" | up to 25' |



**TWO PIECE BASE SIZE:**

18" W x 11.25" H  
Cast Aluminum

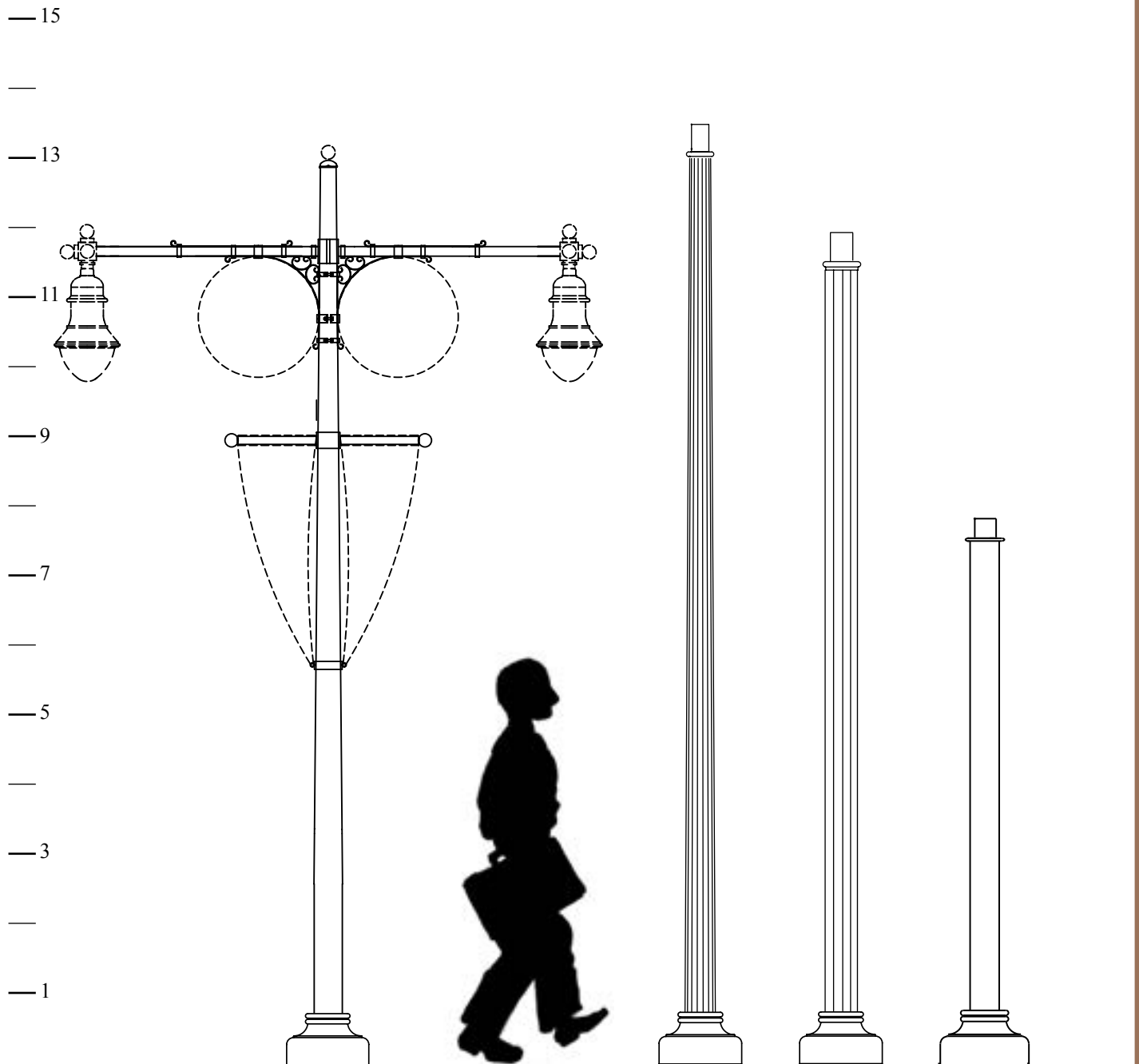
**Shaft Options:**

Butt Diameters - Mounting Heights

|    |           |
|----|-----------|
| 5" | up to 20' |
| 6" | up to 25' |
| 7" | up to 30' |
| 8" | up to 40' |

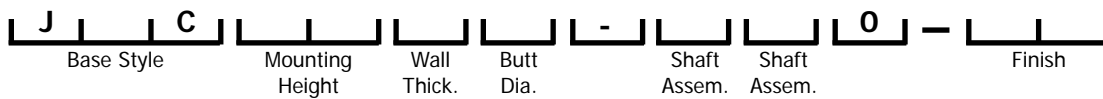


Tube cross section options are based on maximum mounting height. Shafts with shorter mounting heights may have more cross section options available.



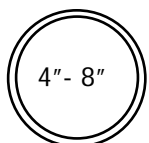
This is a sample of products offered, but does not include all offerings available. For more information or for custom combinations, consult your local sales representative or contact our customer service.

**Order Part Number:** Specify Tenon Size • Specify Direct Buried

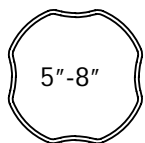


J5C - Jefferson - 15"

J8C - Jefferson - 18"



Round Straight or Tapered



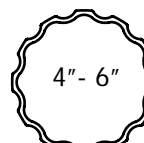
Tapered Fluted 4 Flute



Tapered Sharp 16 Flute



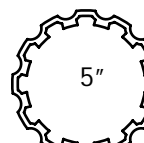
Tapered Soft 12 Flute



Straight Soft 12 Flute



Straight Sharp 12 Flute




Straight Flat 12 Flute




Tapered Octaflute

# Landon family of bases

Add a touch of elegance to the landscape and architecture with the Landon base. This 41-inch high base has the polished look for a beautiful setting. The Landon complements either a straight-fluted, tapered fluted, round straight or round tapered shaft.



**Coming Soon**



**STRUCTURAL BASE:**

Cast Aluminum

**Shaft Options:**

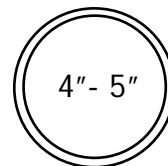
Butt Diameters - Mounting Heights

- 4" up to 18'
- 5" up to 20'


**TUBE CROSS SECTIONS:**



Tapered 4 Flute



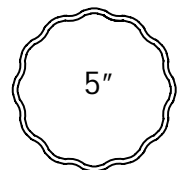
Round Straight or Tapered



Straight Flat 12 Flute



Tapered Sharp 16 Flute



Tapered Soft 12 Flute



Straight Soft 12 Flute

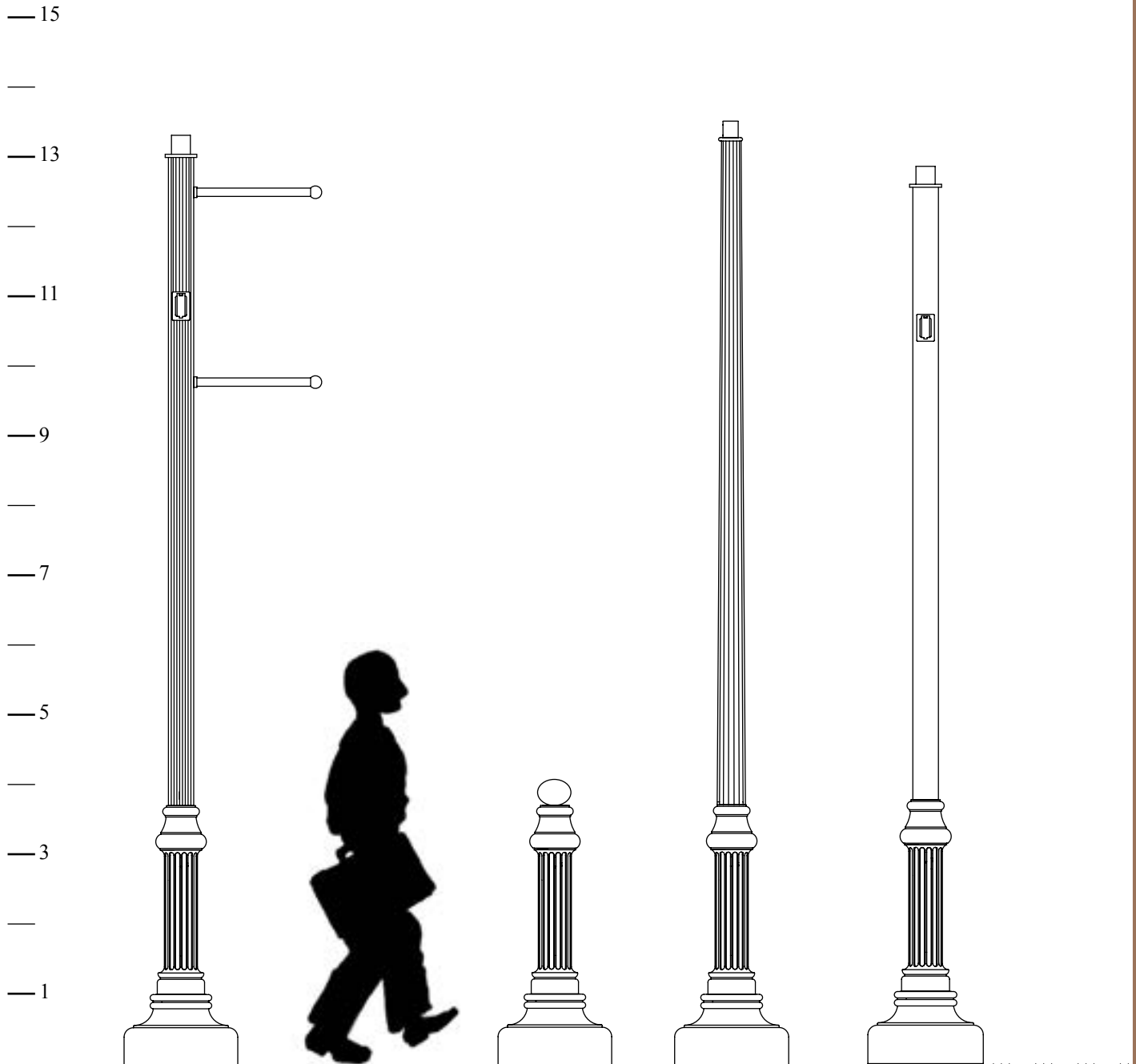


Straight Sharp 12 Flute



Tapered Octaflute

Tube cross section options are based on maximum mounting height. Shafts with shorter mounting heights may have more cross section options available.



This is a sample of products offered, but does not include all offerings available. For more information or for custom combinations, consult your local sales representative or contact our customer service.

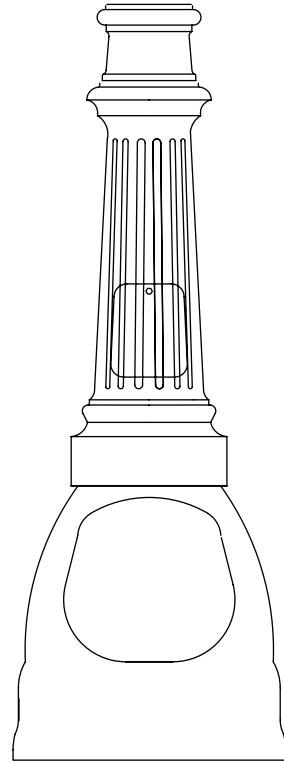

**Order Part Number:** Specify Tenon Size • Specify Direct Buried



4400 NW 19th Avenue, Unit K • Pompano Beach, FL 33064 • 305-895-9525 • Fax: 305-895-7879  
 info@terracastproducts.com • www.terracastproducts.com

# Leuin family of bases


If the landscape and architecture call for something a bit more tailored, take a look at the Leuin base. The 13-inch rounded base is bee-hive shaped. It is topped with a tapered-fluted upper casting to complement either a straight-fluted, round straight or round tapered shaft.




**STRUCTURAL BASE SIZE:**  
 13.125" W x 37" H  
 Cast Aluminum

**Shaft Options:**  
 Butt Diameters - Mounting Heights  
 4" up to 18'

**TUBE CROSS SECTIONS:**

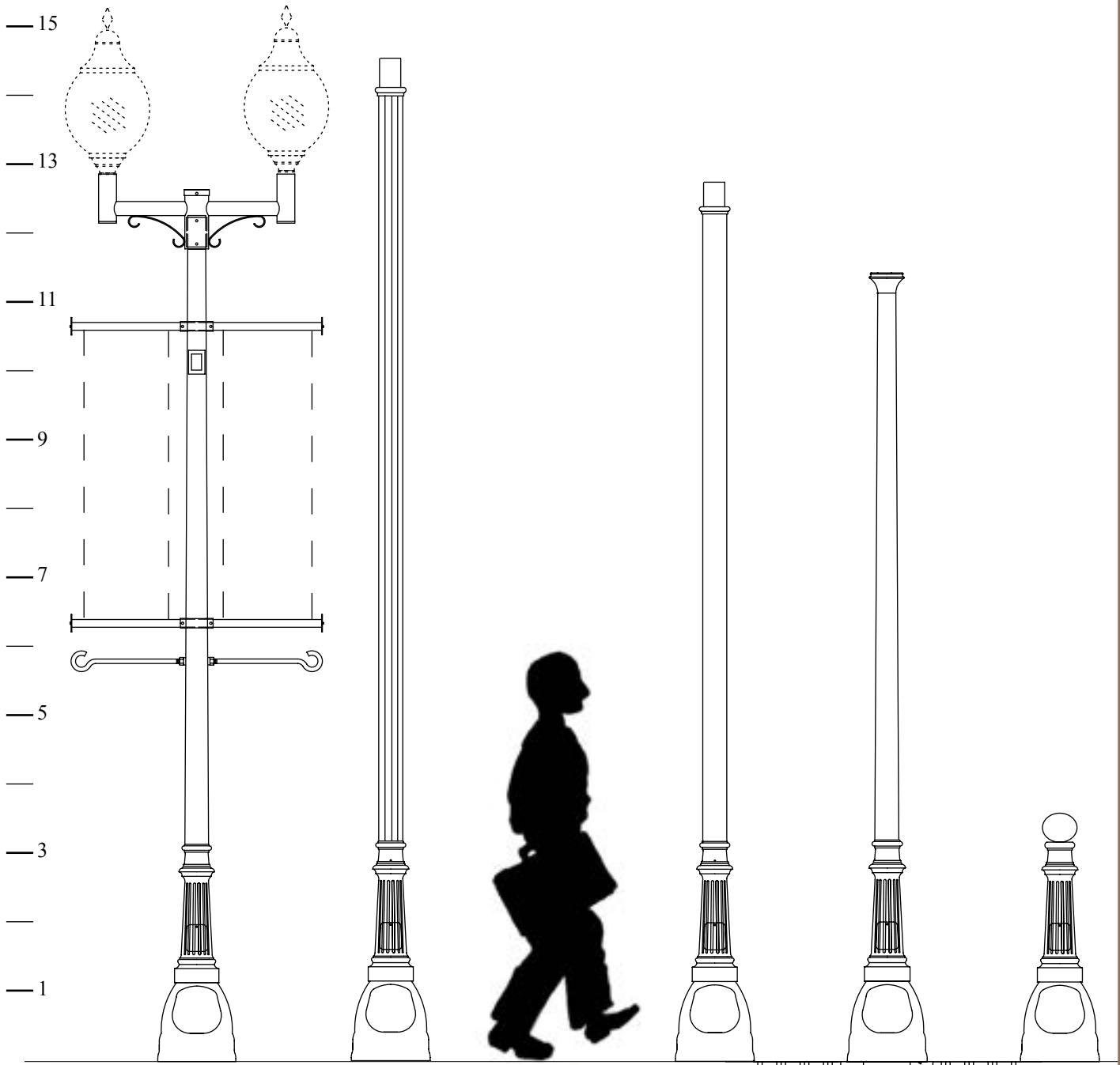


Straight Soft 12 Flute



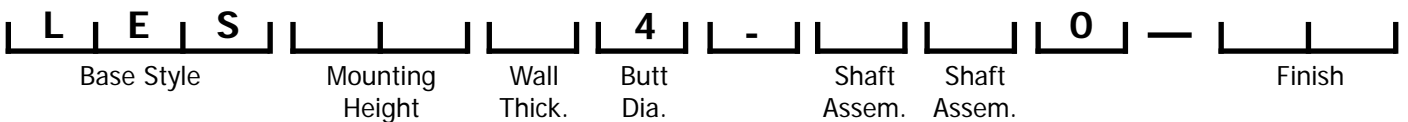
Round Straight or Tapered

Tube cross section options are based on maximum mounting height. Shafts with shorter mounting heights may have more cross section options available.



This is a sample of products offered, but does not include all offerings available. For more information or for custom combinations, consult your local sales representative or contact our customer service.



**Order Part Number:** Specify Tenon Size • Specify Direct Buried



4400 NW 19th Avenue, Unit K • Pompano Beach, FL 33064 • 305-895-9525 • Fax: 305-895-7879  
 info@terraeastproducts.com www.terraeastproducts.com

# Lincoln family of bases

Enhance any landscape setting with this elegant Lincoln base. The smooth lines of the lower section are topped with a straight-fluted upper casting to complement either a straight-fluted, tapered-fluted, round straight or round tapered shaft.



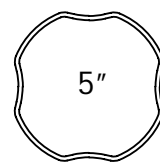
**STRUCTURAL BASE SIZE:**

12" W x 42.6875" H  
Cast Aluminum

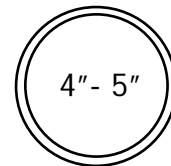
**Shaft Options:**

Butt Diameters - Mounting Heights  
4" up to 18'  
5" up to 20'


**TUBE CROSS SECTIONS:**



Tapered 4 Flute




Round Straight or Tapered



Straight Flat 12 Flute



Tapered Sharp 16 Flute



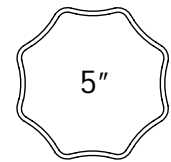
Tapered Soft 12 Flute



Straight Soft 12 Flute



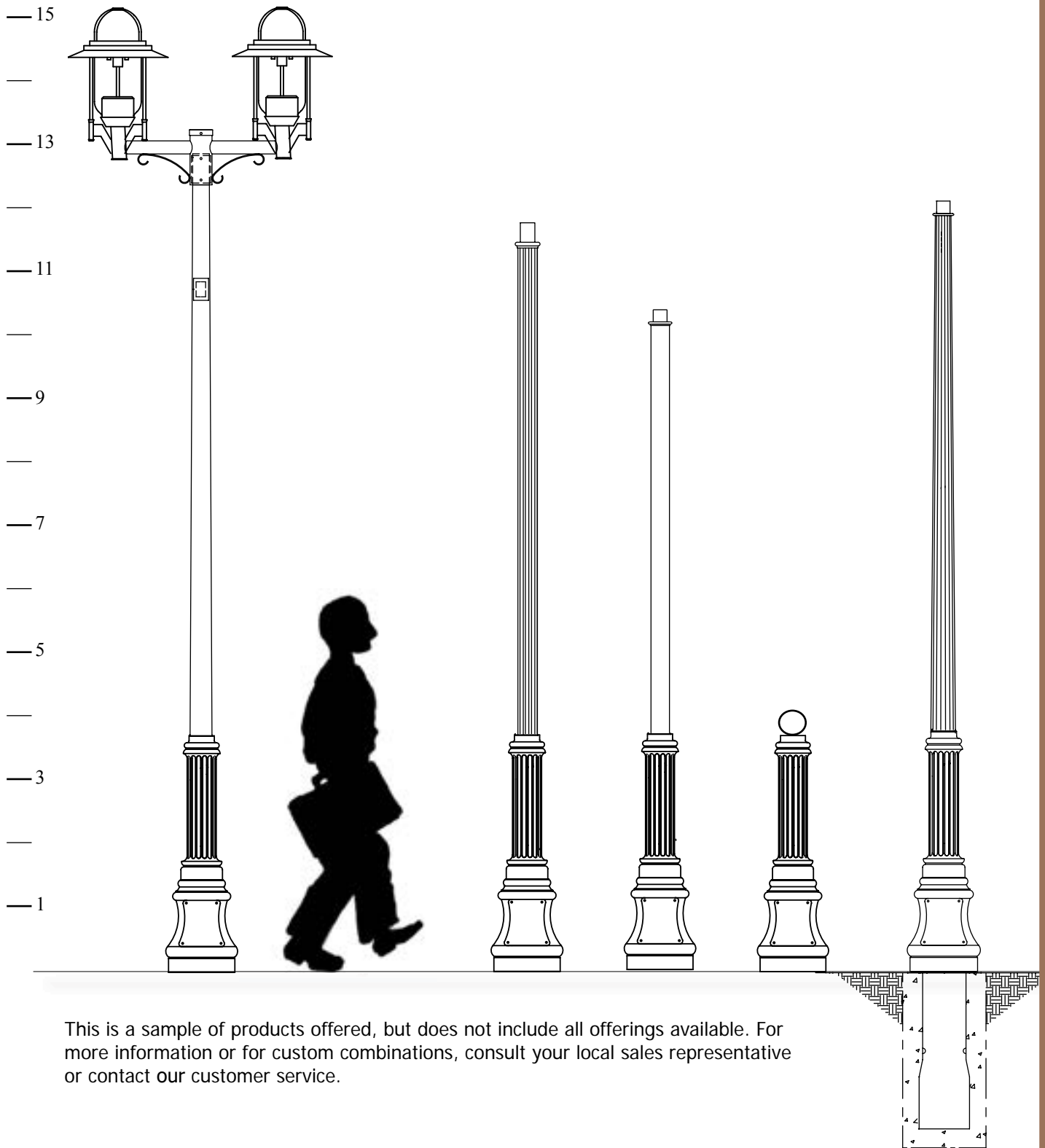
Straight Sharp 12 Flute



Tapered Octaflute

Tube cross section options are based on maximum mounting height. Shafts with shorter mounting heights may have more cross section options available.





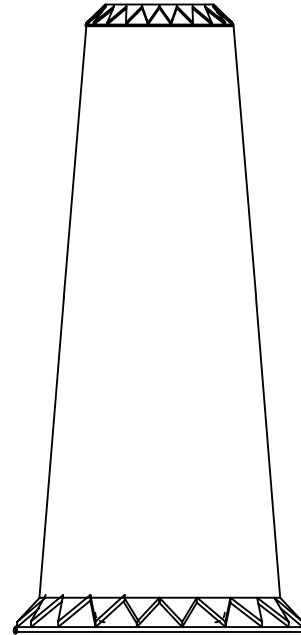

This is a sample of products offered, but does not include all offerings available. For more information or for custom combinations, consult your local sales representative or contact our customer service.

**Order Part Number:** Specify Tenon Size • Specify Direct Buried



# Nationwide family of bases

The Nationwide base adds simple elegance to larger lamp posts. The smooth style, with the addition of the intricate collars, accents the lamp post and suits almost any landscape setting. The Nationwide is available with either a tapered-fluted, round straight or round tapered shaft.



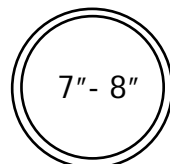
**TWO PIECE BASE SIZE:**

22" W x 48" H  
Cast Aluminum

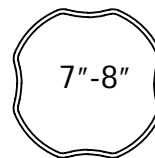
**Shaft Options:**

Butt Diameters - Mounting Heights  
 7" up to 30'  
 8" up to 40'

**TUBE CROSS SECTIONS:**



Round Straight or Tapered



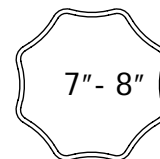
Tapered 4 Flute



Tapered Soft 12 Flute




Tapered Sharp 16 Flute



Tapered Octaflute

Tube cross section options are based on maximum mounting height. Shafts with shorter mounting heights may have more cross section options available.



This is a sample of products offered, but does not include all offerings available. For more information or for custom combinations, consult your local sales representative or contact our customer service.


**Order Part Number:** Specify Tenon Size • Specify Direct Buried



4400 NW 19th Avenue, Unit K • Pompano Beach, FL 33064 • 305-895-9525 • Fax: 305-895-7879  
 info@terrastproducts.com • www.terrastproducts.com

# Palms family of bases

Distinctive styling characterizes this base. The Palms base provides the attractive curb appeal for any project. This base offers two doors at 180° for easy access. This eye-catching base is available with either a straight-fluted, tapered-fluted, round straight or round tapered shaft.

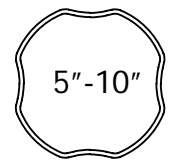


**TWO PIECE BASE SIZE:**  
22" W x 25.25" H  
Cast Aluminum

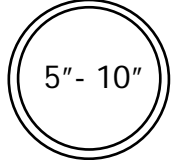
**Shaft Options:**  
Butt Diameters - Mounting Heights

|     |           |
|-----|-----------|
| 5"  | up to 20' |
| 6"  | up to 25' |
| 7"  | up to 30' |
| 8"  | up to 40' |
| 9"  | up to 40' |
| 10" | up to 40' |

**Custom finishes and decorative handhole covers available upon request.**



Tapered 4 Flute



Round Straight or Tapered



Tapered Sharp 16 Flute



Tapered Soft 12 Flute

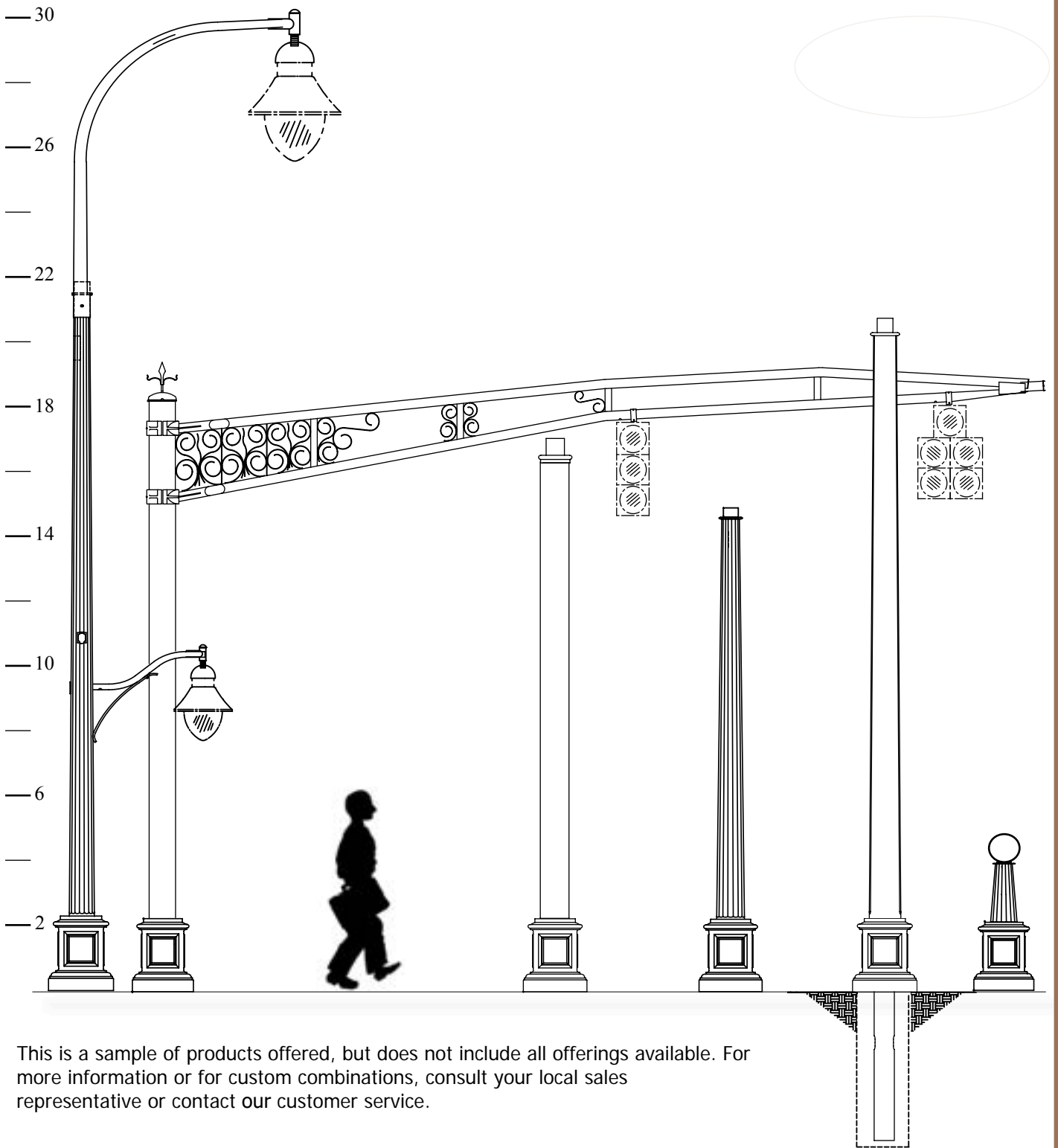


Straight Soft 12 Flute



Tapered Octaflute

Tube cross section options are based on maximum mounting height. Shafts with shorter mounting heights may have more cross section options available.



This is a sample of products offered, but does not include all offerings available. For more information or for custom combinations, consult your local sales representative or contact our customer service.

**Order Part Number:** Specify Tenon Size • Specify Direct Buried

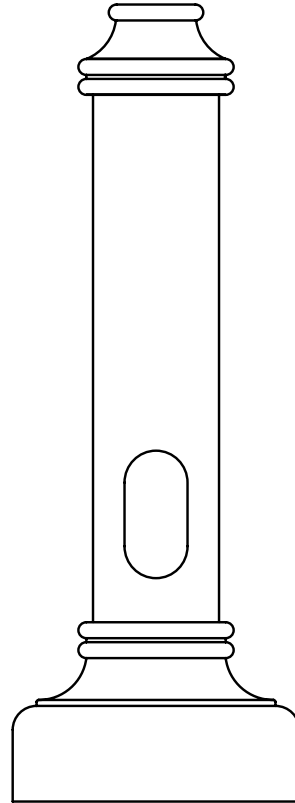


# Stafford family of bases

The polished curves of the Stafford provide elegance to any architectural style. This base adds a touch of character, enhancing the setting. Round straight or round tapered shafts are available with the Stafford base.




Now Available



**TWO PIECE BASE SIZE:** 18" W x 50" H  
Cast Aluminum


**SHAFT OPTIONS:** Upper Shaft Diameter: 4"  
Mounting Heights: up to 20'

**TUBE CROSS SECTIONS:**



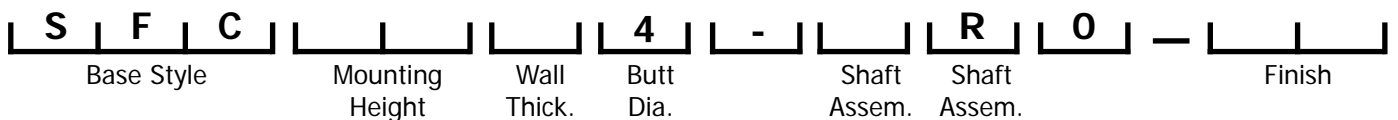
Round Straight or Tapered

Tube cross section options are based on maximum mounting height. Shafts with shorter mounting heights may have more cross section options available.



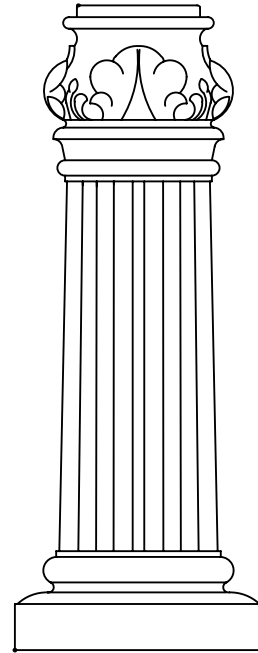
This is a sample of products offered, but does not include all offerings available. For more information or for custom combinations, consult your local sales representative or contact our customer service.

**Order Part Number:** Specify Tenon Size • Specify Direct Buried



# Staunton family of bases

The Staunton offers classic charm to enhance any setting. This base is a perfect choice to complement larger lamp post styles. This eye-catching base is available with either a tapered-fluted, round straight or round tapered shaft.



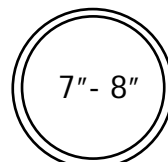
**TWO PIECE BASE SIZE:**

16" W x 42" H  
Cast Aluminum

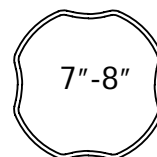
**Shaft Options:**

Butt Diameters - Mounting Heights  
7" up to 30'  
8" up to 40'


**TUBE CROSS SECTIONS:**



Round Straight or Tapered



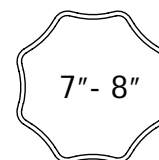
Tapered 4 Flute



Tapered Soft 12 Flute



Tapered Sharp 16 Flute

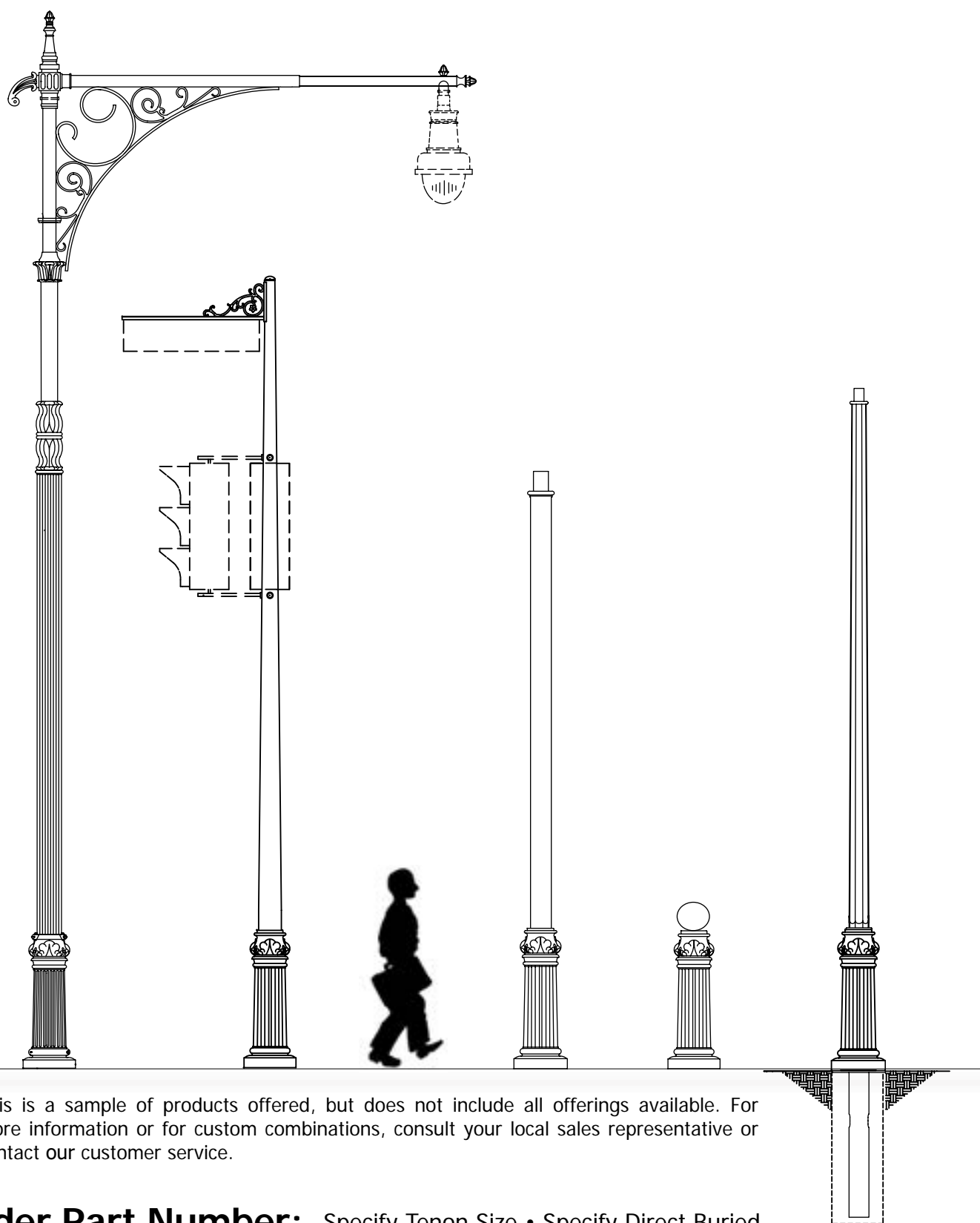


Tapered Octaflute

Tube cross section options are based on maximum mounting height. Shafts with shorter mounting heights may have more cross section options available.

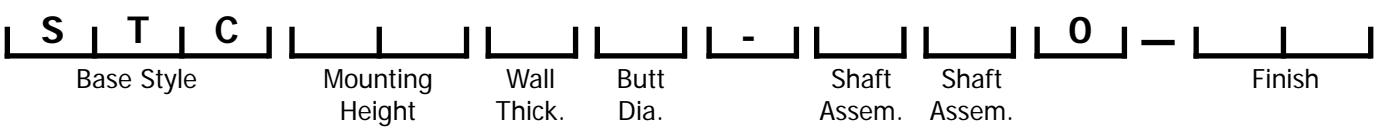


— 34  
—  
— 30  
—  
— 26  
—  
— 22  
—  
— 18  
—  
— 14  
—  
— 10  
—  
— 6  
—  
— 2



This is a sample of products offered, but does not include all offerings available. For more information or for custom combinations, consult your local sales representative or contact our customer service.

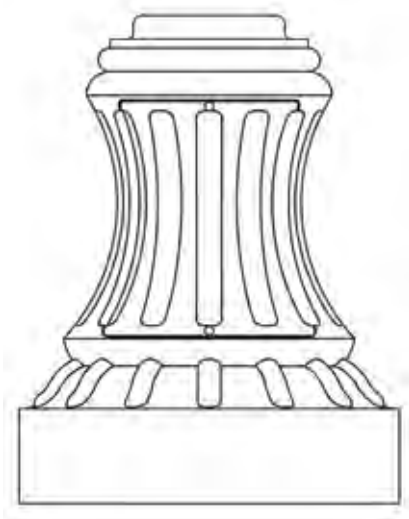
**Order Part Number:** Specify Tenon Size • Specify Direct Buried



# Trenton family of bases

The Trenton offers the elegance and grace of streetlights from times past. This base has simple but classic charm, and is available with either a straight-fluted, tapered-fluted, round straight or round tapered shaft.

Decorative Lamp Posts - Trenton Base



**STRUCTURAL BASE SIZE:**

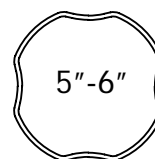
16" W x 20.625" H  
Cast Aluminum

**Shaft Options:**

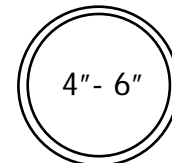
Butt Diameters - Mounting Heights:

- 4" up to 18'
- 5" up to 20'
- 6" up to 25'


**TUBE CROSS SECTIONS:**



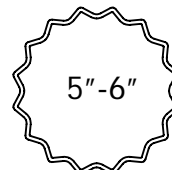
Tapered 4 Flute



Round Straight or Tapered



Straight Flat 12 Flute



Tapered Sharp 16 Flute



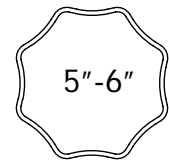
Tapered Soft 12 Flute



Straight Soft 12 Flute

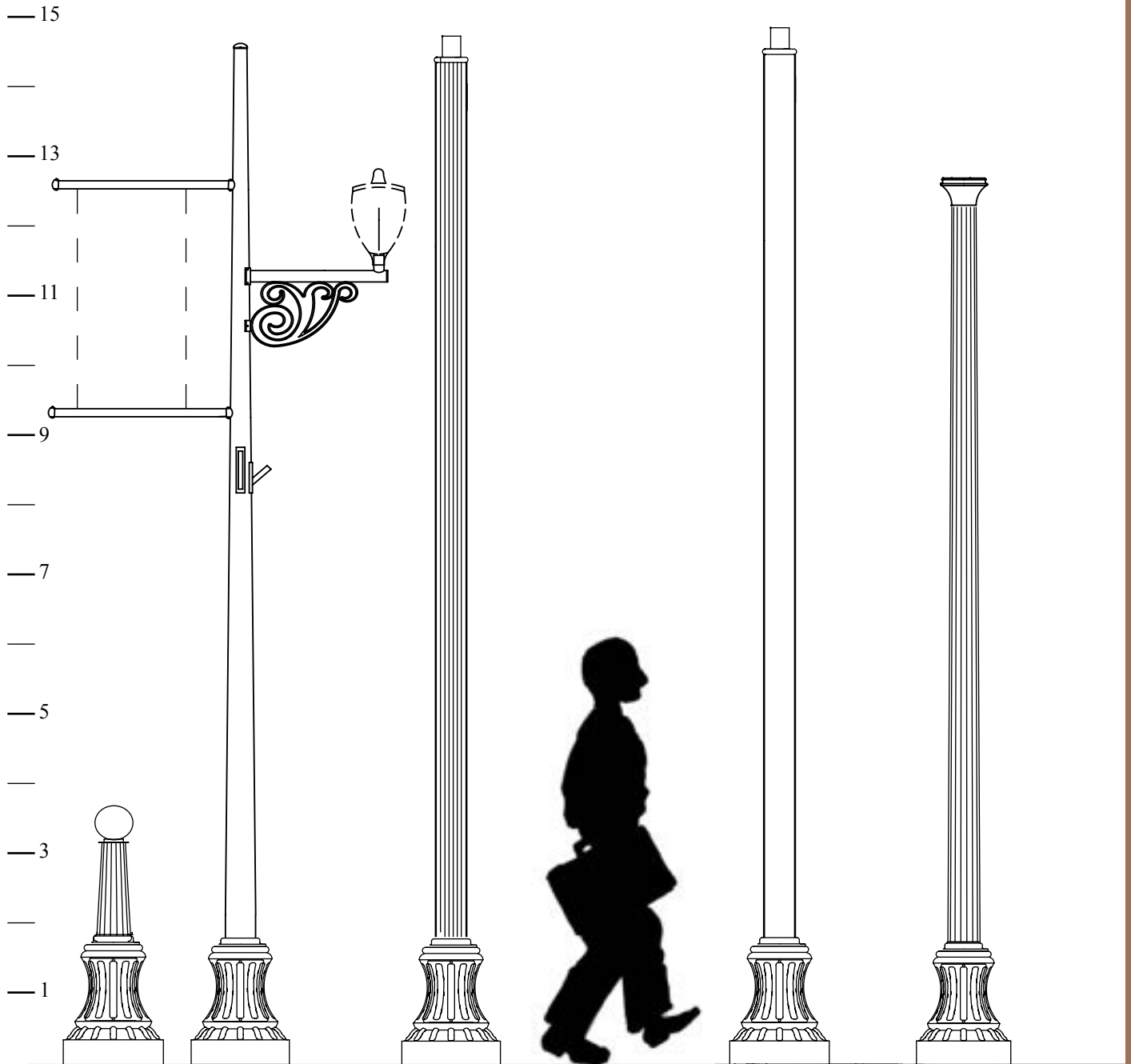


Straight Sharp 12 Flute



Tapered Octaflute

Tube cross section options are based on maximum mounting height. Shafts with shorter mounting heights may have more cross section options available.



This is a sample of products offered, but does not include all offerings available. For more information or for custom combinations, consult your local sales representative or contact our customer service.

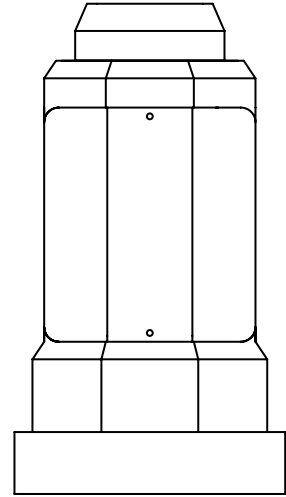
**Order Part Number:** Specify Tenon Size • Specify Direct Buried



# Winchester family of bases

The Winchester offers a traditional style that will enhance any setting. The distinctive octagonal base and smooth lines make this base very versatile. The Winchester is available with either a straight-fluted, tapered-fluted, round straight or round tapered shaft.

Decorative Lamp Posts - Winchester Base



**STRUCTURAL BASE SIZE:**

11.5" W x 21" H  
Cast Aluminum

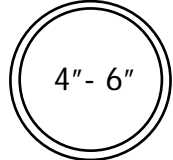
**Shaft Options:**

Butt Diameters - Mounting Heights  
 4" up to 18'  
 5" up to 20'  
 6" up to 25'


**TUBE CROSS SECTIONS:**



Tapered 4 Flute




Round Straight or Tapered



Straight Flat 12 Flute



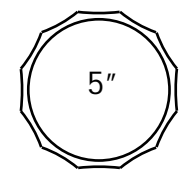
Tapered Sharp 16 Flute



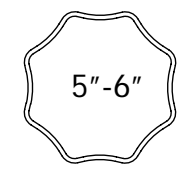
Tapered Soft 12 Flute



Straight Soft 12 Flute




Straight Sharp 12 Flute



Tapered Octaflute

Tube cross section options are based on maximum mounting height. Shafts with shorter mounting heights may have more cross section options available.



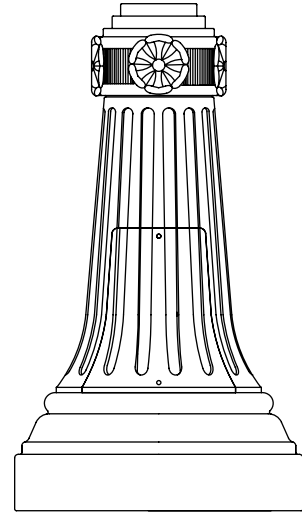
This is a sample of products offered, but does not include all offerings available. For more information or for custom combinations, consult your local sales representative or contact our customer service.

**Order Part Number:**      Specify Tenon Size  
    Specify Direct Buried



# York family of bases ~ Structural

When you want to make a prominent first impression, the York is the base for you. The fluted base tapers to a collar adorned with four rosettes reminiscent of antique castings. This base is complemented by either a straight-fluted, tapered-fluted, round straight or round tapered shaft.



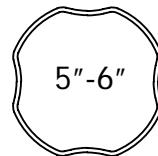
**STRUCTURAL BASE SIZE:**

17" W x 30" H  
Cast Aluminum

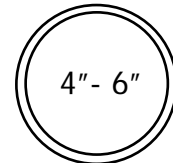
**Shaft Options:**

Butt Diameters - Mounting Heights  
 4" up to 18'  
 5" up to 20'  
 6" up to 25'


**TUBE CROSS SECTIONS:**



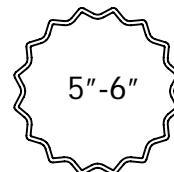
Tapered 4 Flute



Round Straight or Tapered



Straight Flat 12 Flute



Tapered Sharp 16 Flute



Tapered Soft 12 Flute



Straight Soft 12 Flute

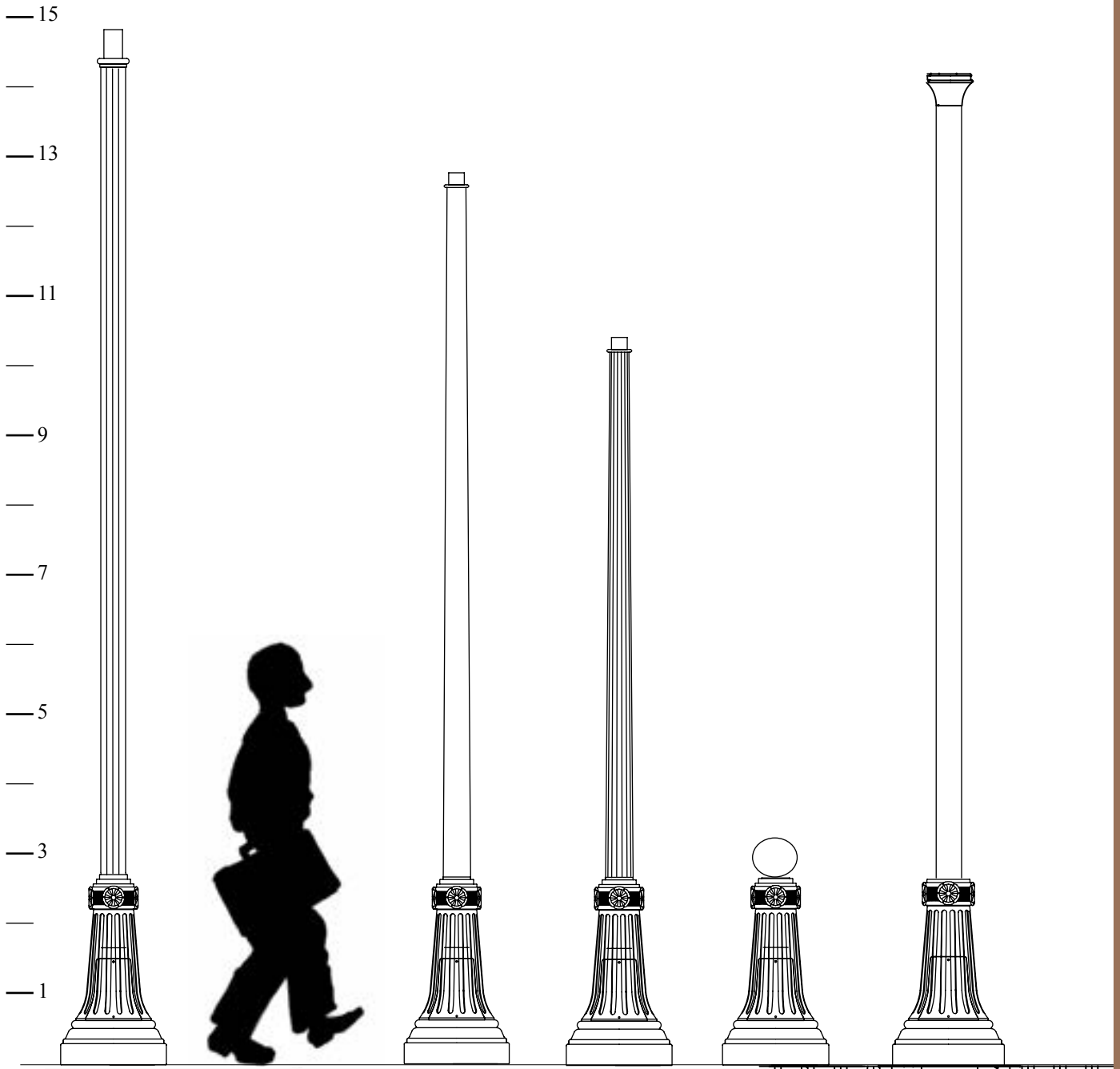


Straight Sharp 12 Flute



Tapered Octaflute

Tube cross section options are based on maximum mounting height. Shafts with shorter mounting heights may have more cross section options available.



This is a sample of products offered, but does not include all offerings available. For more information or for custom combinations, consult your local sales representative or contact our customer service.

**Order Part Number:** Specify Tenon Size • Specify Direct Buried



# York family of bases ~ Two Piece

When you want to make a prominent first impression, the York is the base for you. The fluted base tapers to a collar adorned with four rosettes reminiscent of antique castings. This base is complemented by either a straight-fluted, tapered-fluted, round straight or round tapered shaft.



**17" W x 28.75" H**



**20" W x 35" H**



**24" W x 47" H**



**24" W x 47" H  
(modified)**

**TWO-PIECE BASE SIZES:**  
Cast Aluminum

**17" W x 28.75" H**

Shaft Options:

Butt diameter-Mounting Height

- 4" up to 18'
- 5" up to 20'
- 6" up to 25'

**20" W x 35" H**

Shaft Options:

Butt diameter-Mounting Height

- 5" up to 20'
- 6" up to 25'
- 7" up to 30'
- 8" up to 40'

**24" W x 47" H**

Shaft Options:

Butt diameter-Mounting Height

- 6" up to 25'
- 7" up to 30'
- 8" up to 40'
- 9" up to 40'

**24" W x 47" H (modified)**

Shaft Options:

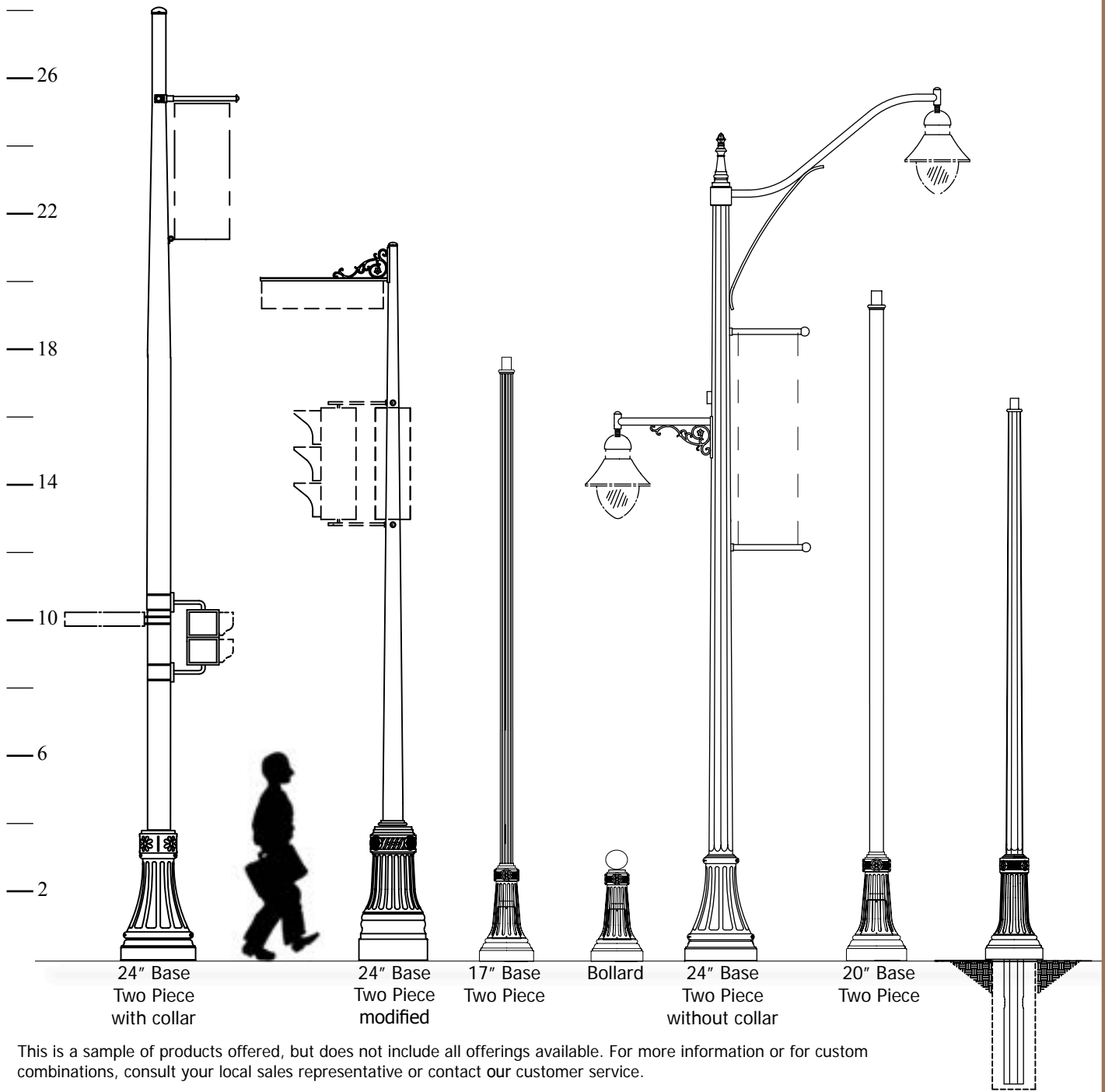
Butt diameter-Mounting Height

- 9" up to 40'
- 10" up to 40'
- 12" up to 50'

Tube cross section options are based on maximum mounting height. Shafts with shorter mounting heights may have more cross section options available.



—30



24" Base  
Two Piece  
with collar

24" Base  
Two Piece  
modified

17" Base  
Two Piece

Bollard

24" Base  
Two Piece  
without collar

20" Base  
Two Piece

20" Base  
Two Piece  
(Direct Buried)

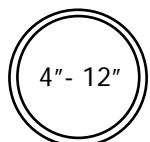
This is a sample of products offered, but does not include all offerings available. For more information or for custom combinations, consult your local sales representative or contact our customer service.

**Order Part Number:** Specify Tenon Size • Specify Direct Buried



Y7C - York, 17" two piece - Clamshell  
Y0C - York, 20" two piece - Clamshell

Y4C - York, 24" two piece - Clamshell  
Y4M - York, 24" two piece - Clamshell (modified)



4" - 12"  
Round Straight  
or Tapered



5" - 10"  
Tapered Fluted  
4 Flute



5" - 7"  
Tapered Sharp  
16 Flute




5" - 7"  
Tapered Soft  
12 Flute



4" - 6"  
Straight Soft  
12 Flute



5"  
Straight Sharp  
12 Flute

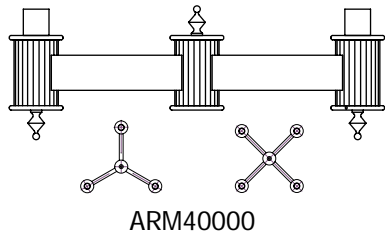


5"  
Straight Flat  
12 Flute

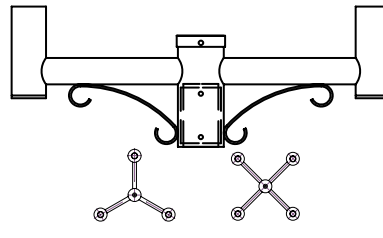


5" - 10"  
Tapered  
Octaflute

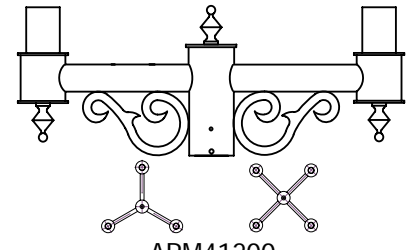
# Decorative Arms



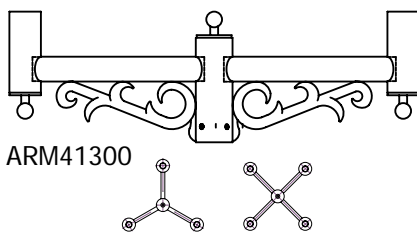
ARM40000



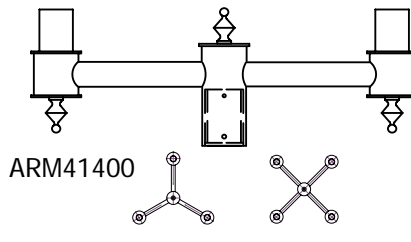
ARM41000



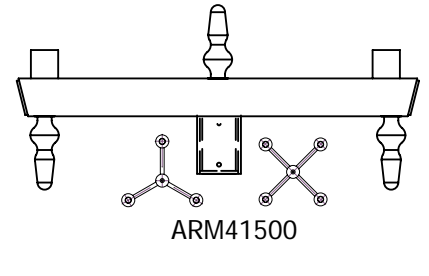
ARM41200



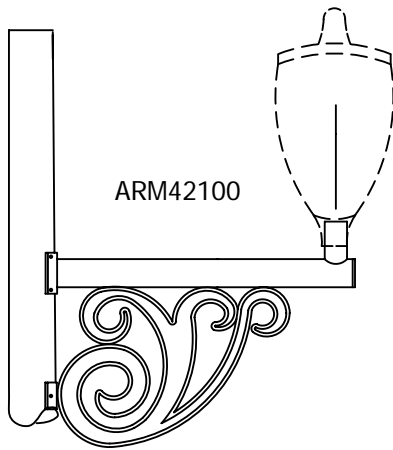
ARM41300



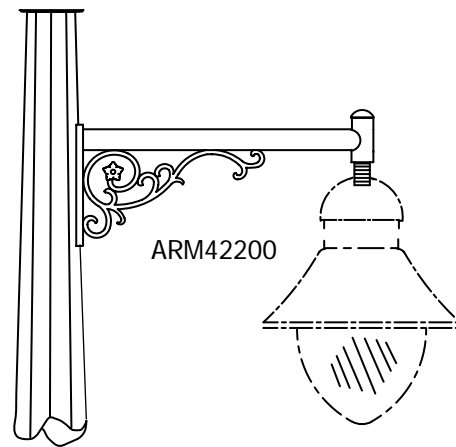
ARM41400



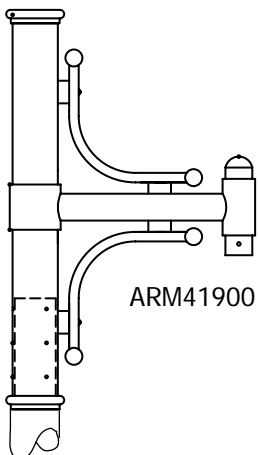
ARM41500



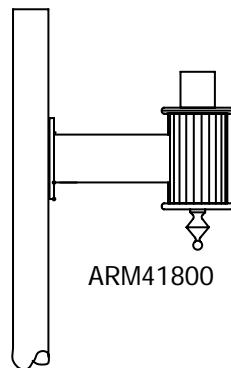
ARM42100



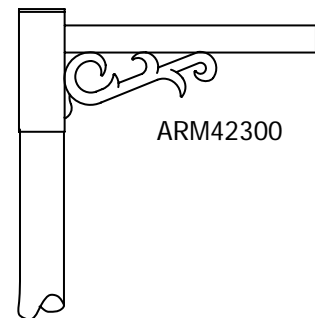
ARM42200



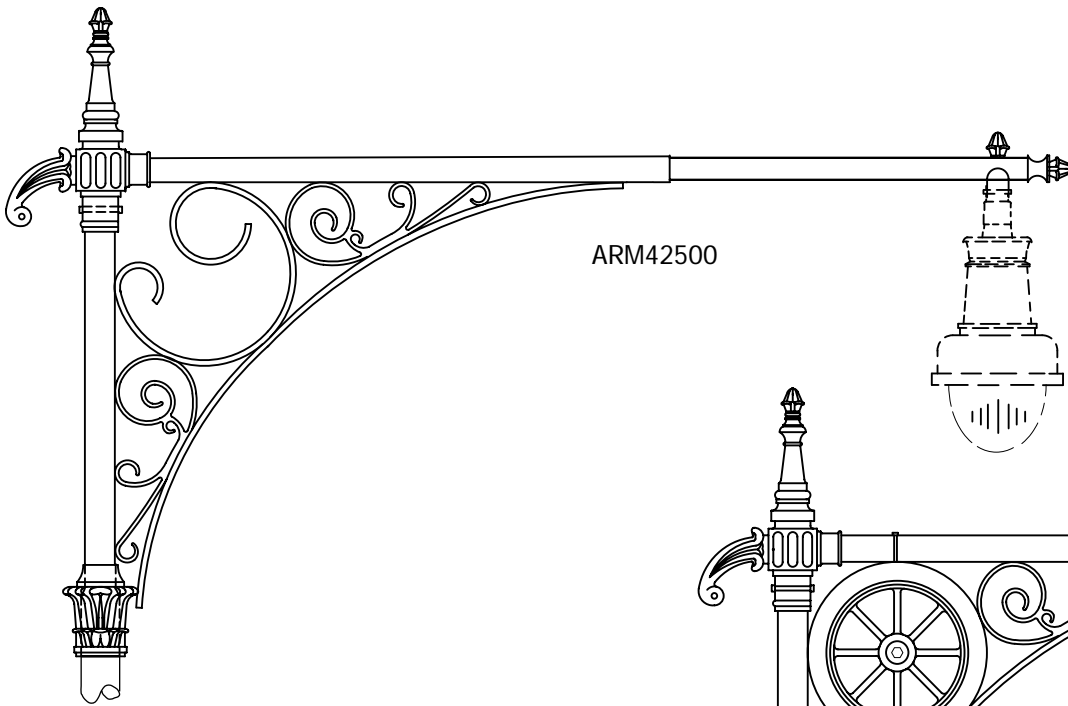
ARM41900



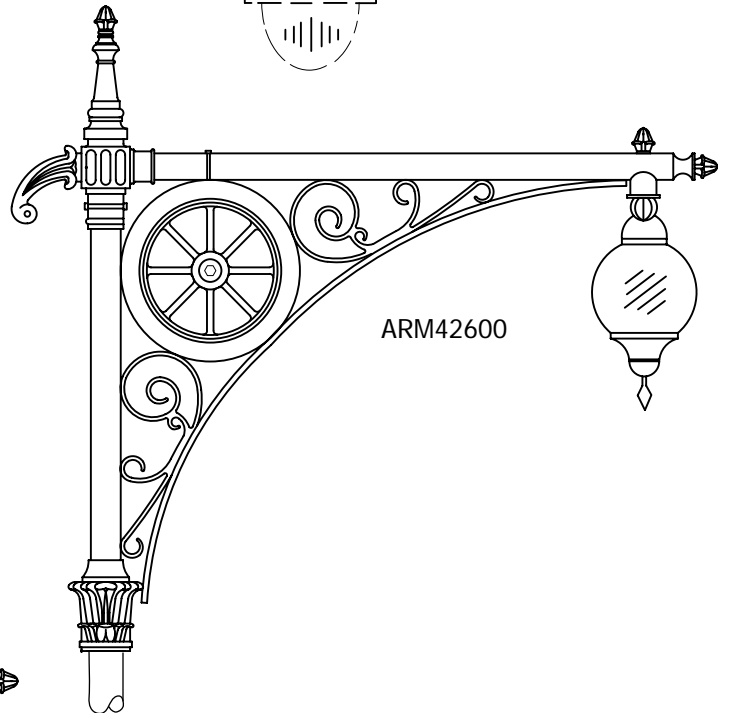
ARM41800



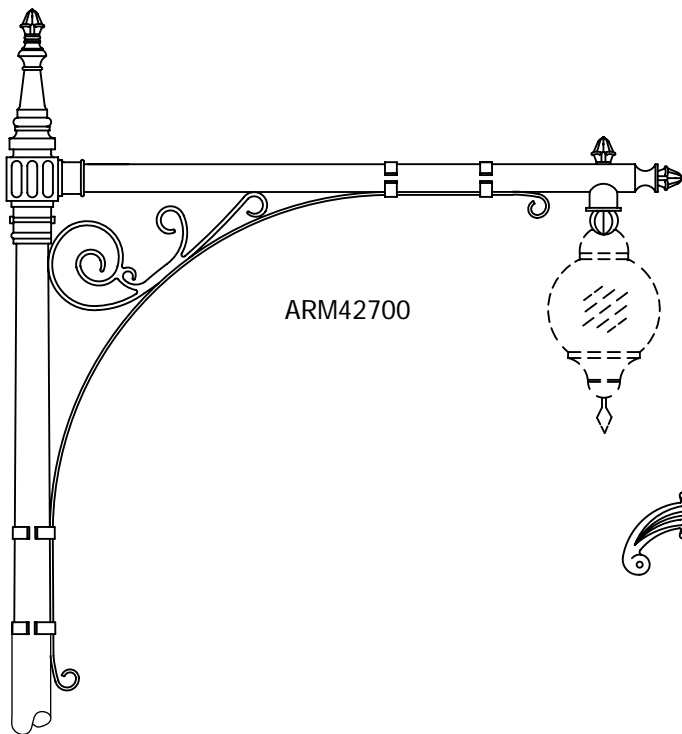
ARM42300



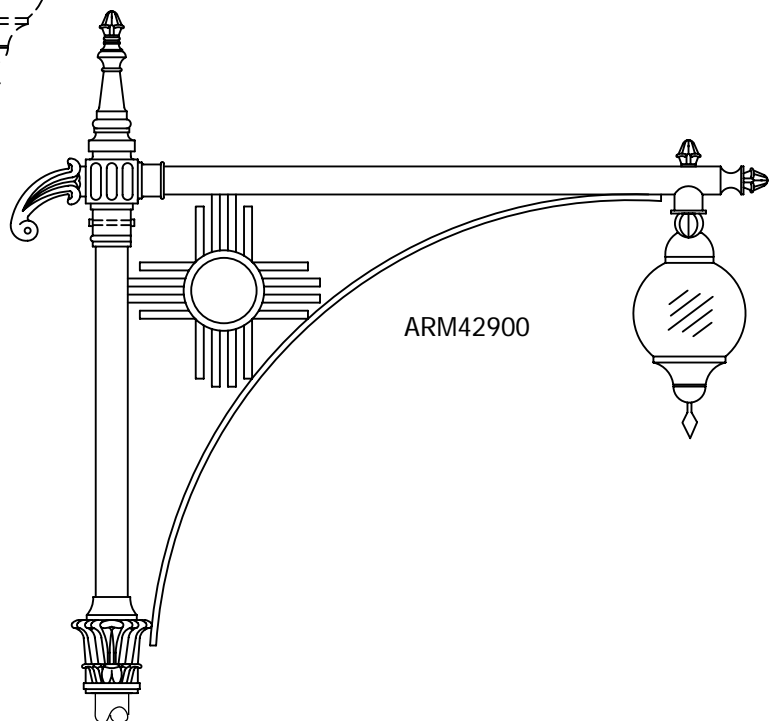
ARM42500



ARM42600

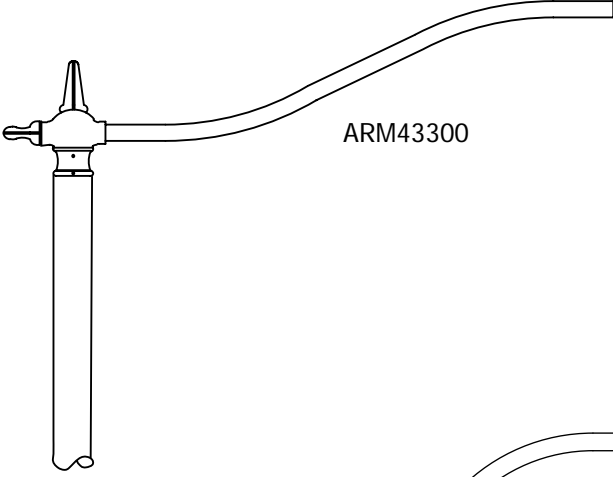


ARM42700

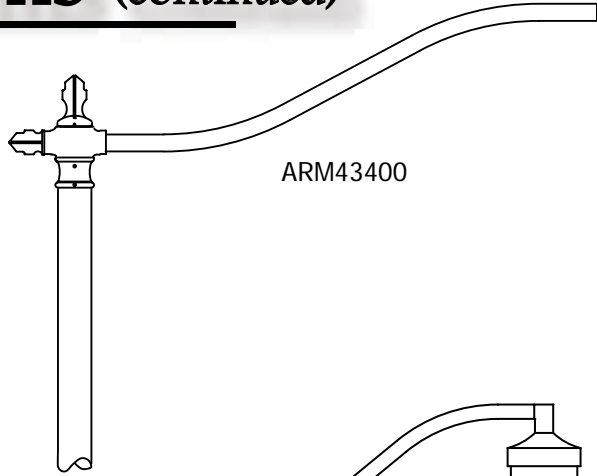


ARM42900

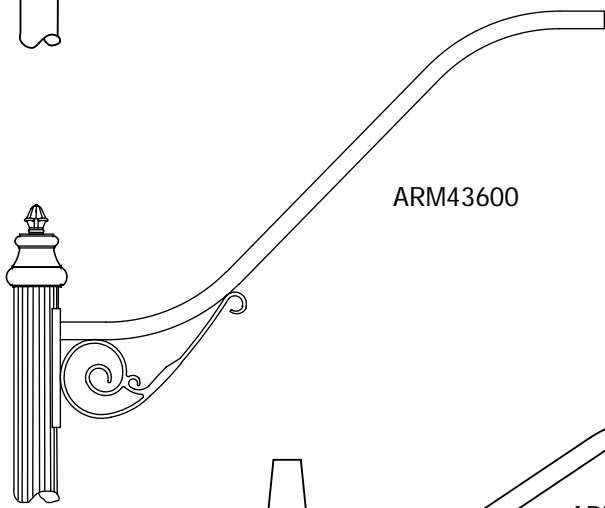
# Decorative Arms (continued)



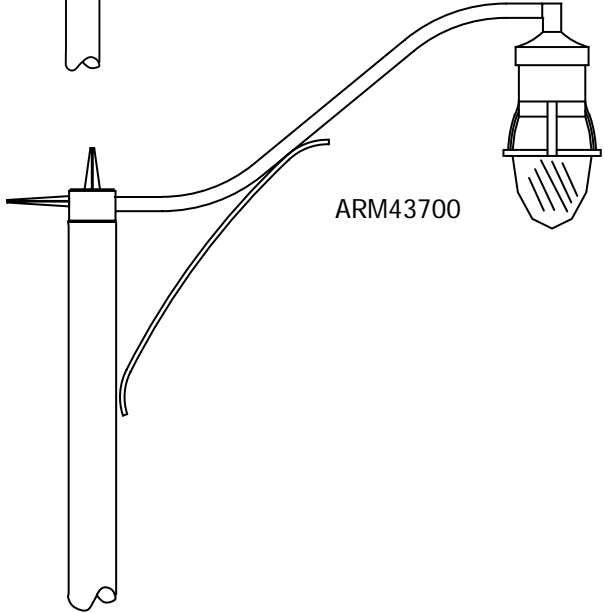
ARM43300



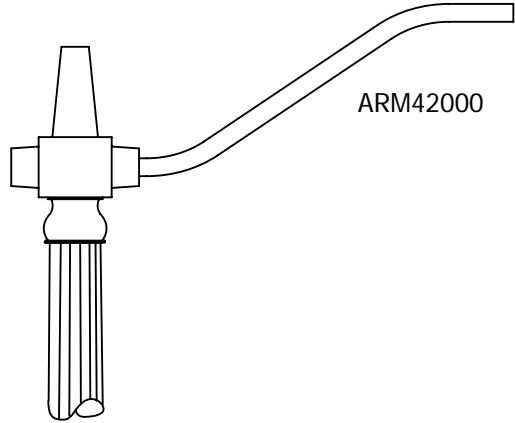
ARM43400



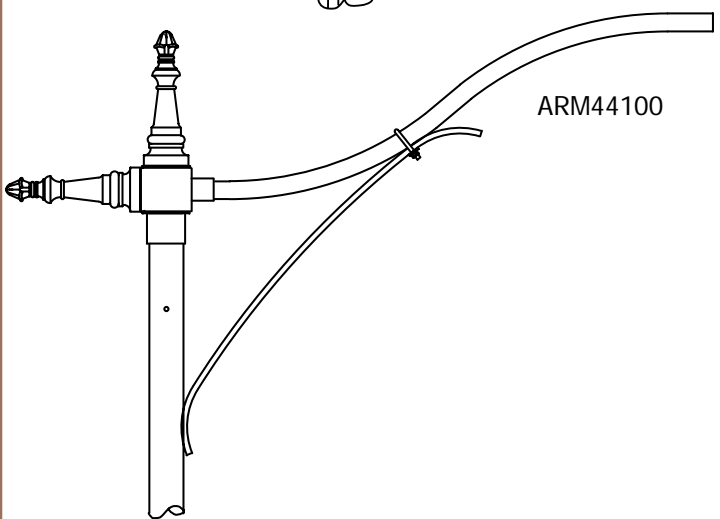
ARM43600



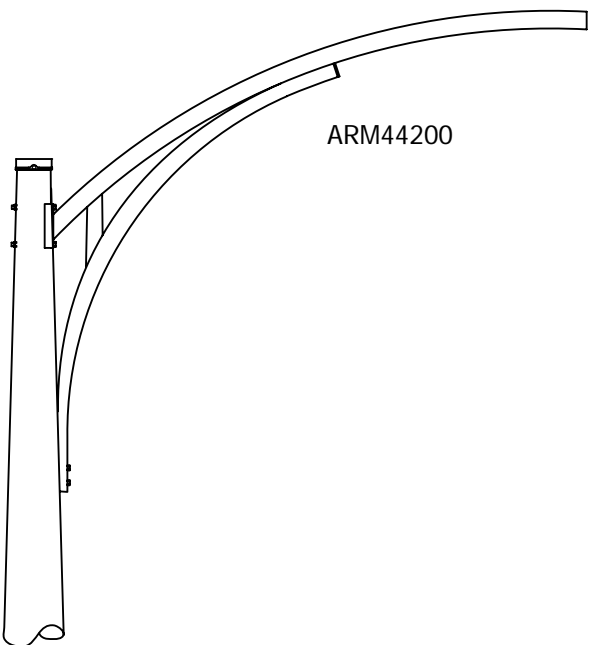
ARM43700



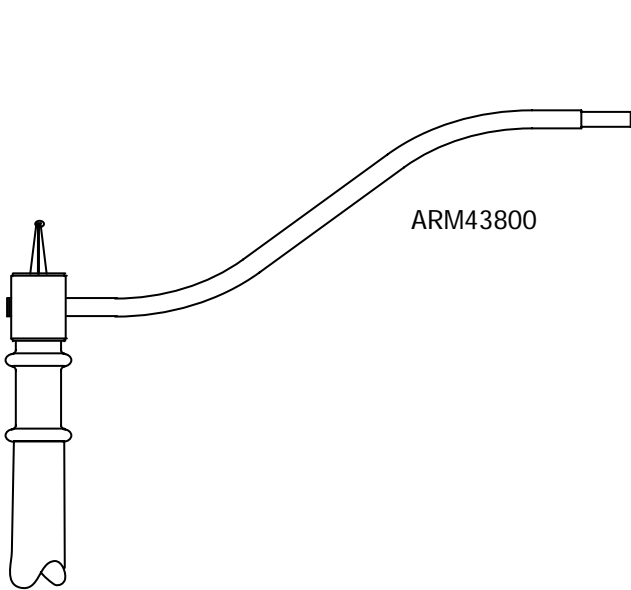
ARM42000



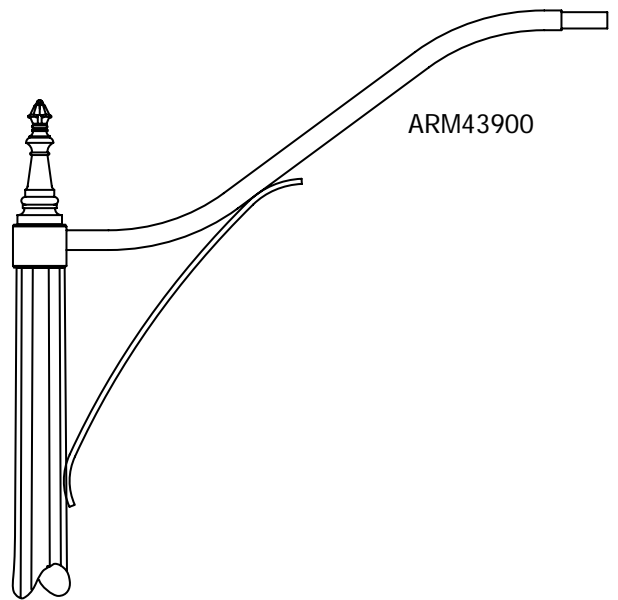
ARM44100



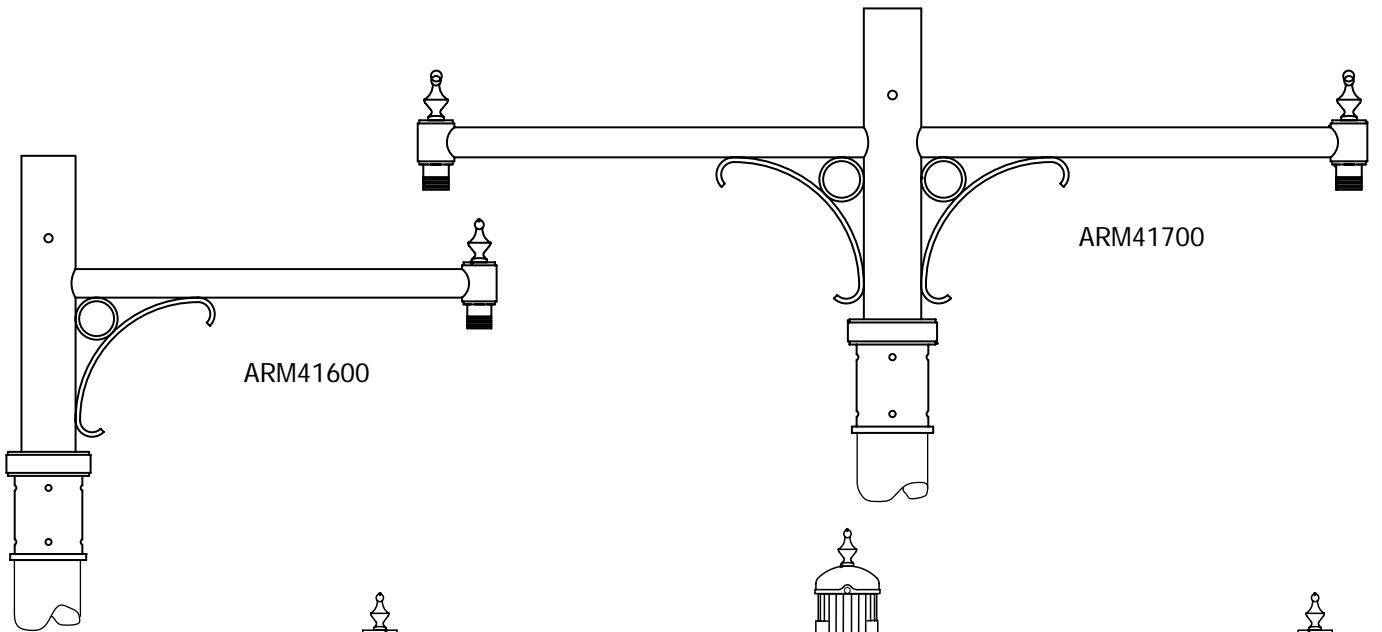
ARM44200



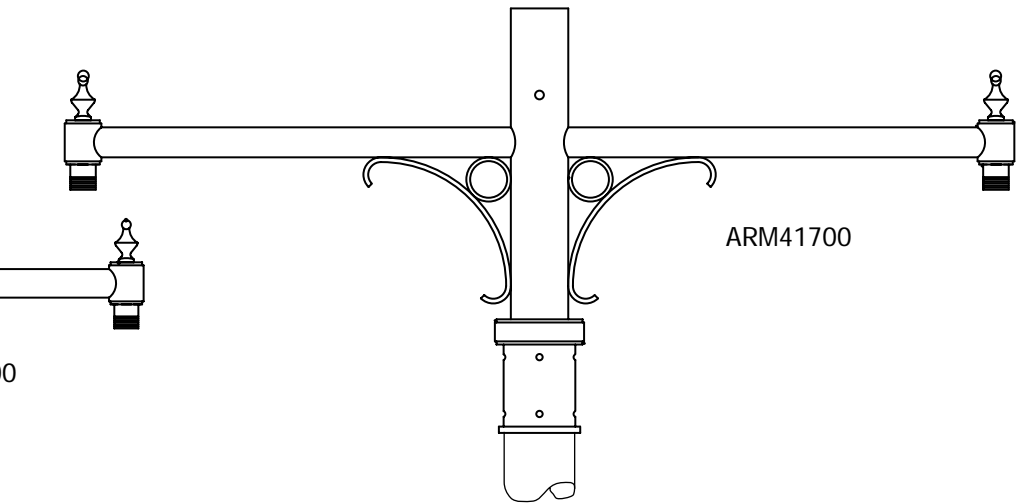
ARM43800




ARM43900



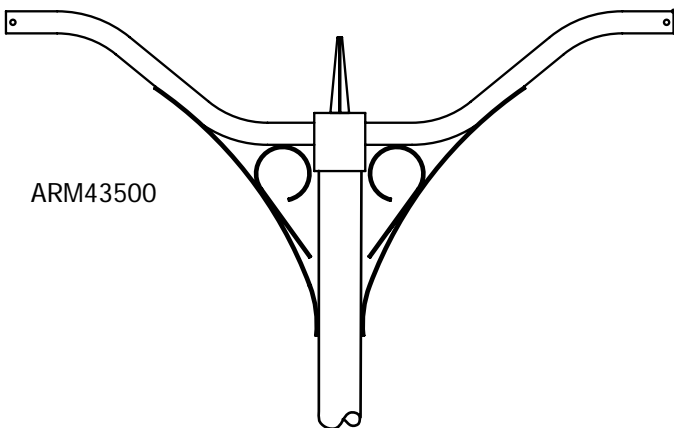
ARM41600



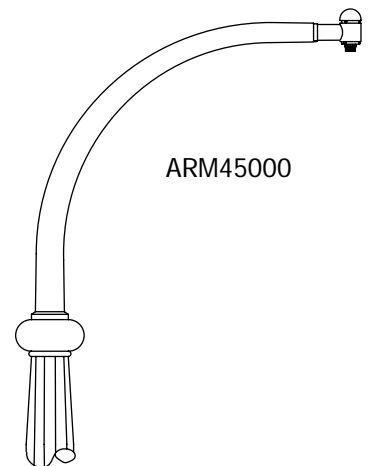
ARM41700



ARM44000

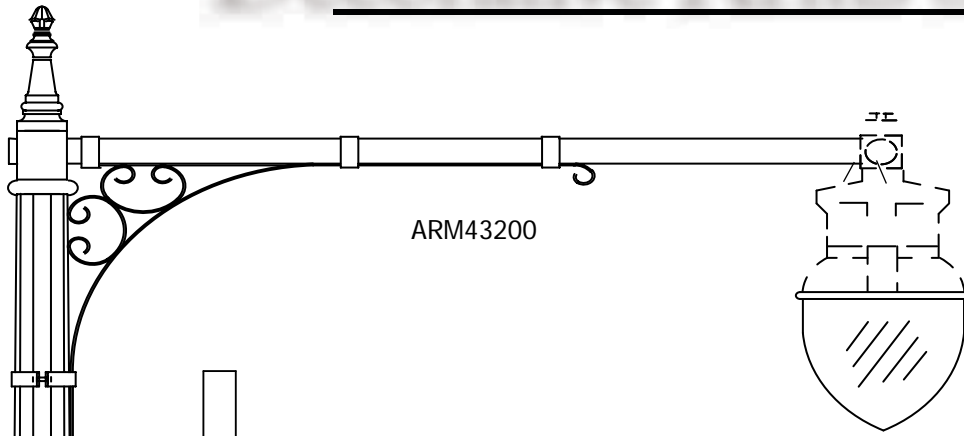


ARM43500

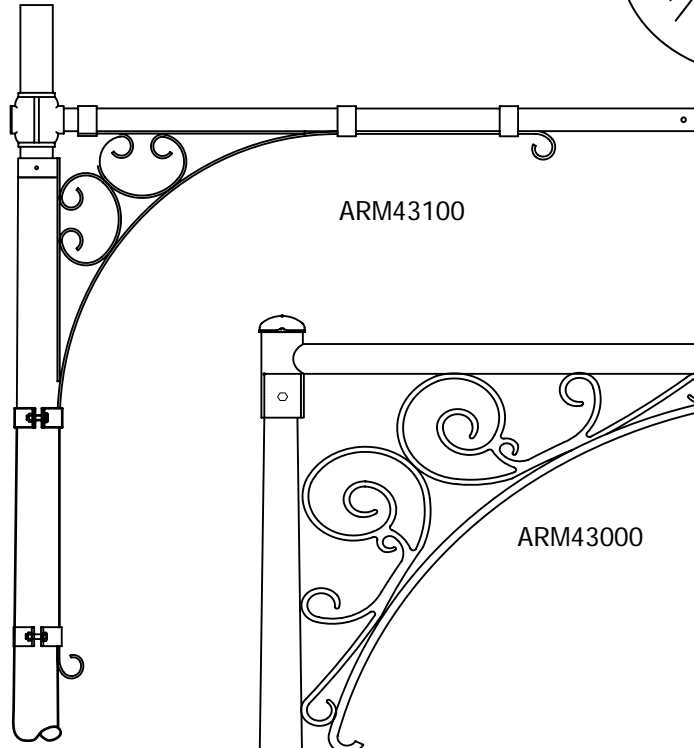


ARM45000

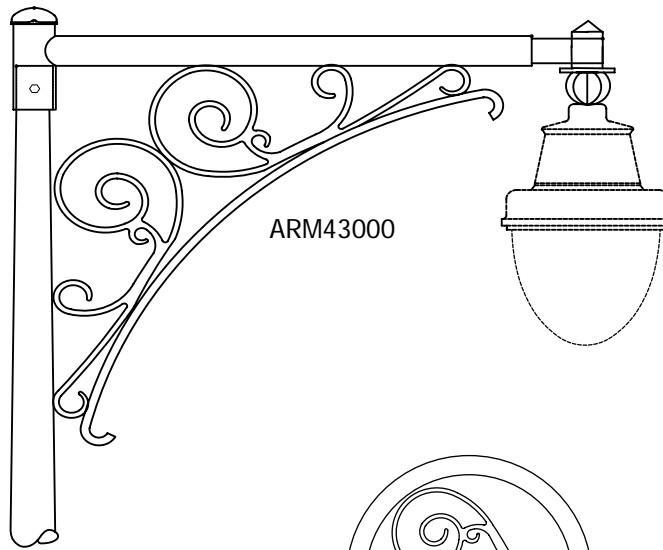
# Decorative Arms (continued)



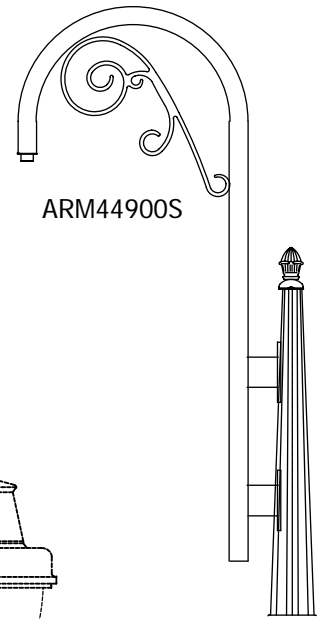
ARM43200



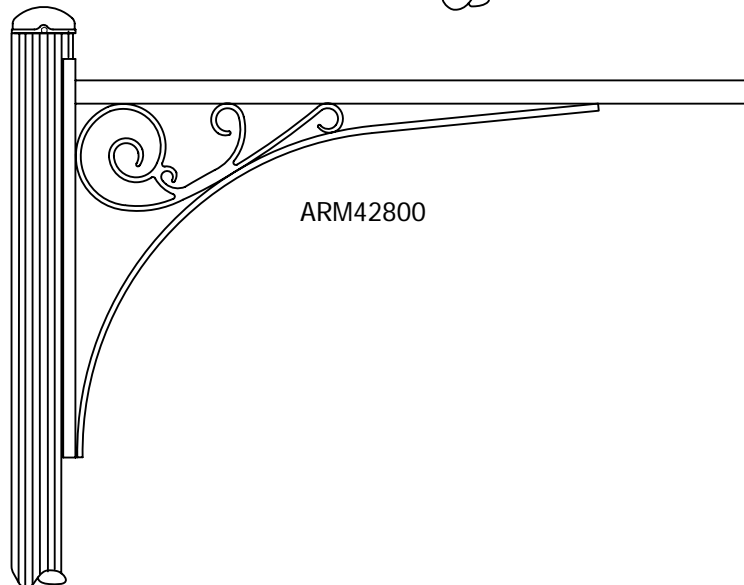
ARM43100



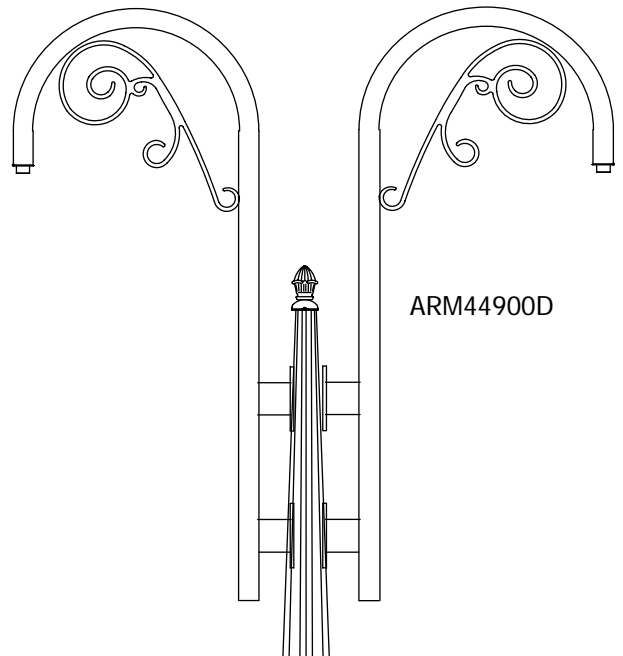
ARM43000



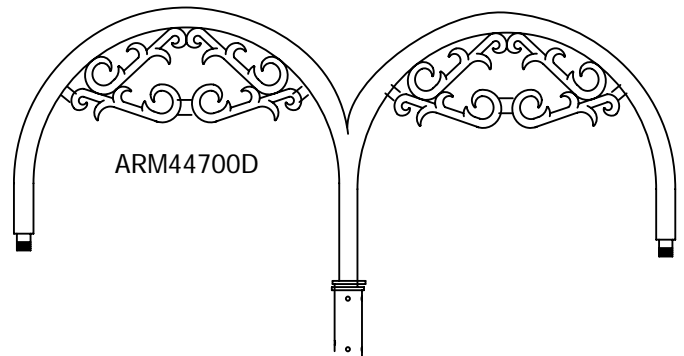
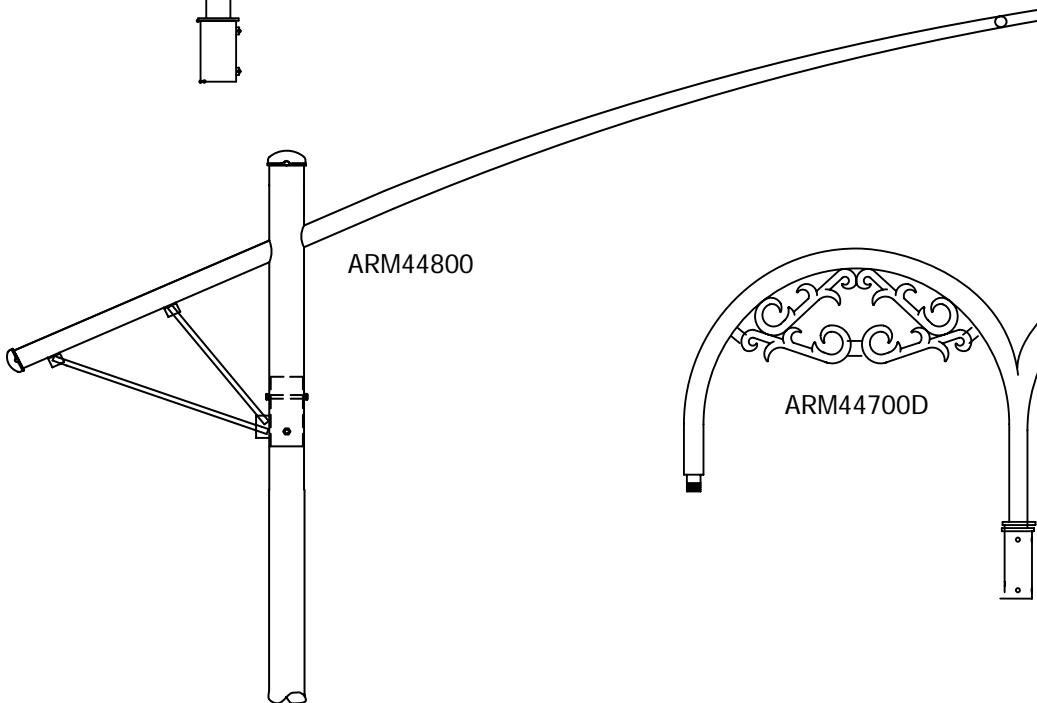
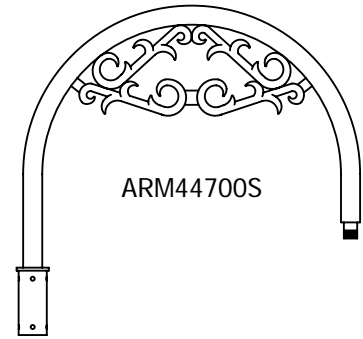
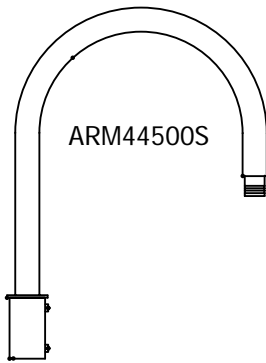
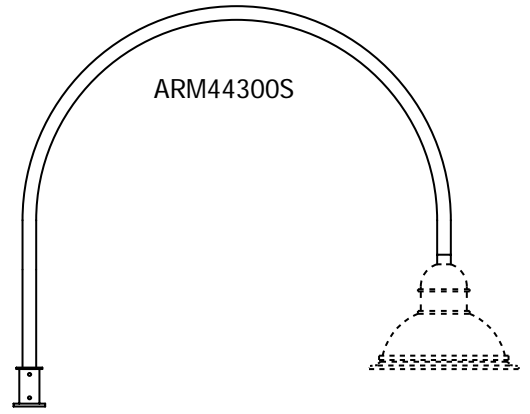
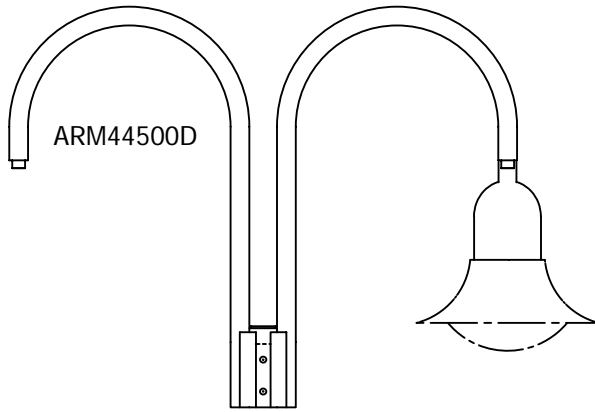
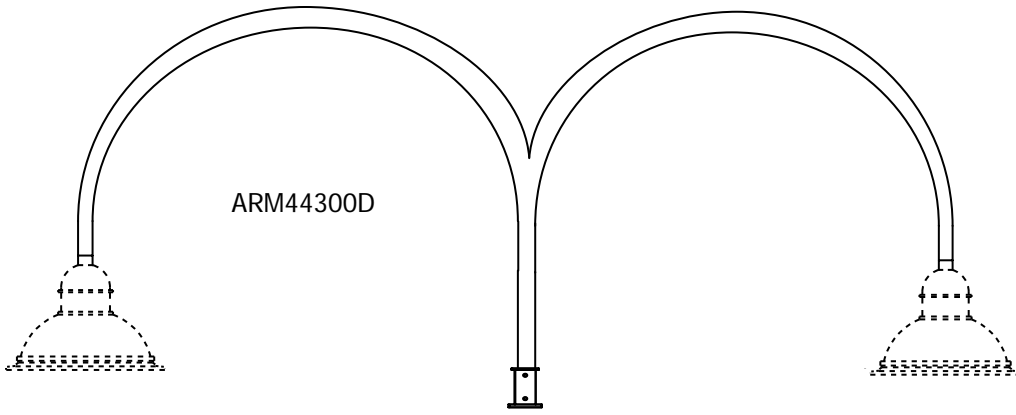
ARM44900S



ARM42800




ARM44900D

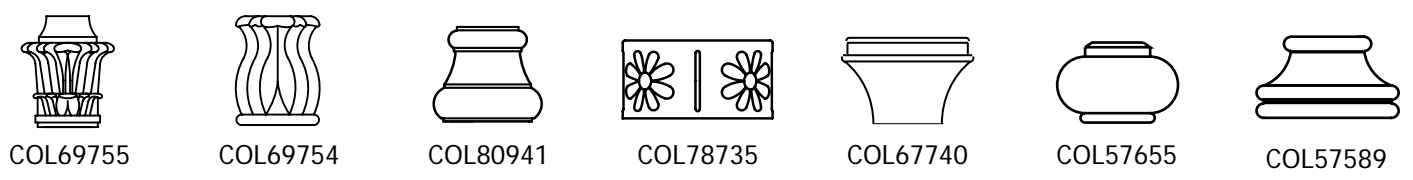


# Accessories

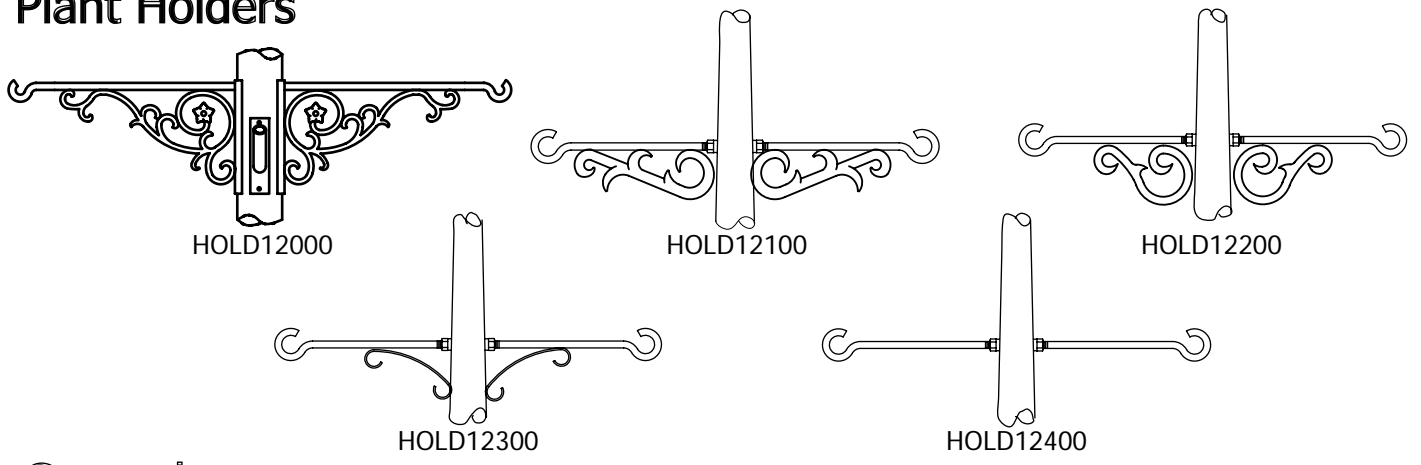
## Finials



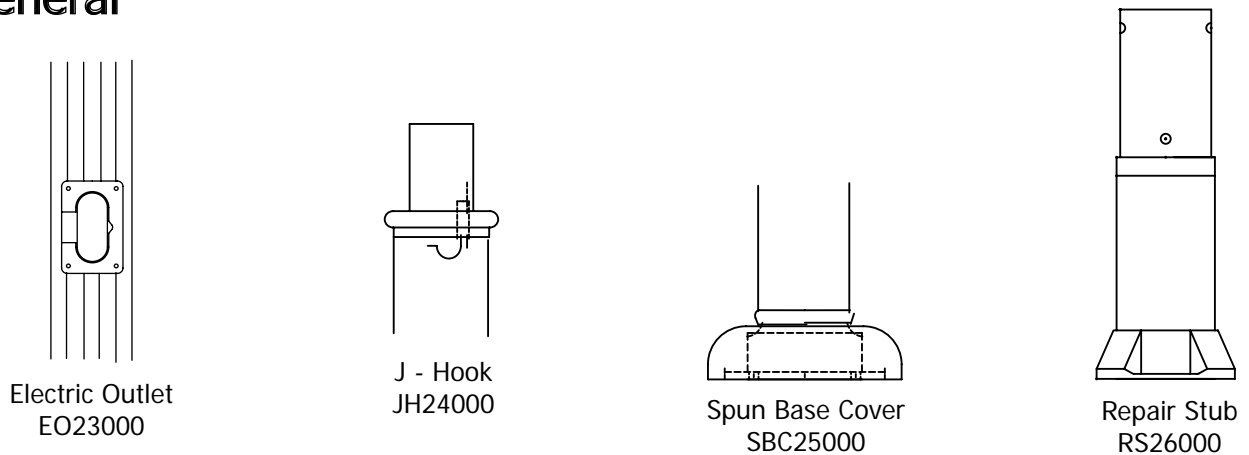
## Collars (enlarged to show detail)



## Plant Holders

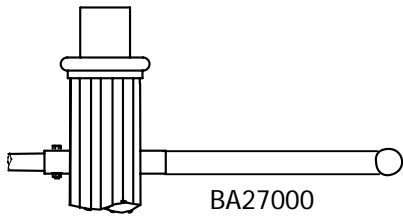


## General

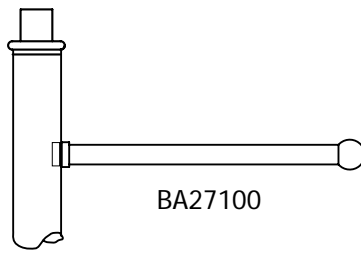




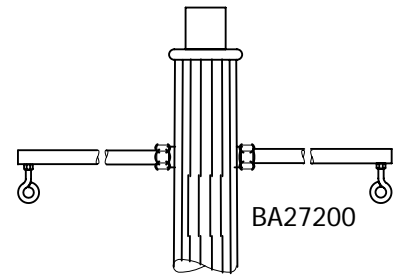
# Banner Arms



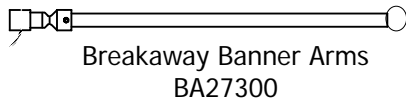
BA27000



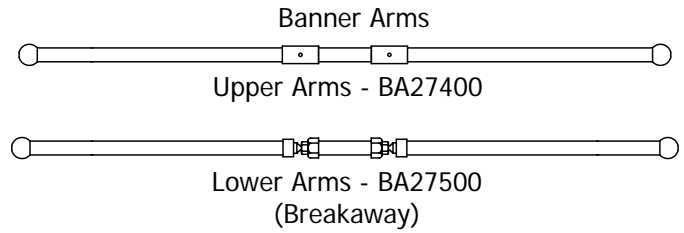
BA27100



BA27200



Breakaway Banner Arms  
BA27300



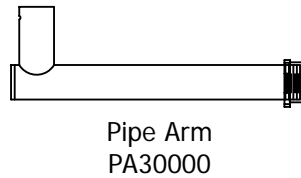
Banner Arms

Upper Arms - BA27400

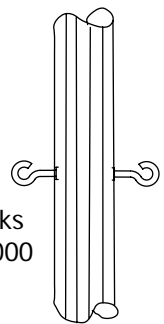
Lower Arms - BA27500  
(Breakaway)



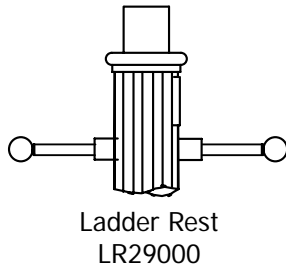
Banner Saver Arms  
BA27600



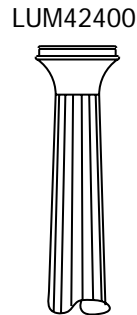
Pipe Arm  
PA30000



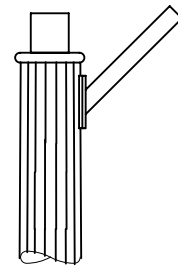
Hooks  
H31000



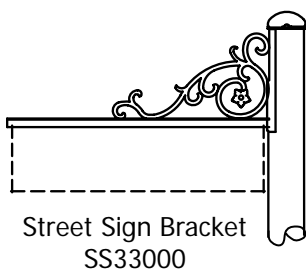
Ladder Rest  
LR29000



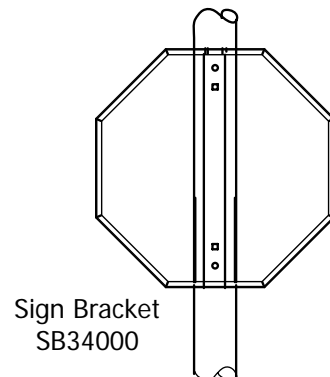
LUM42400



Flagholder  
FH32000



Street Sign Bracket  
SS33000

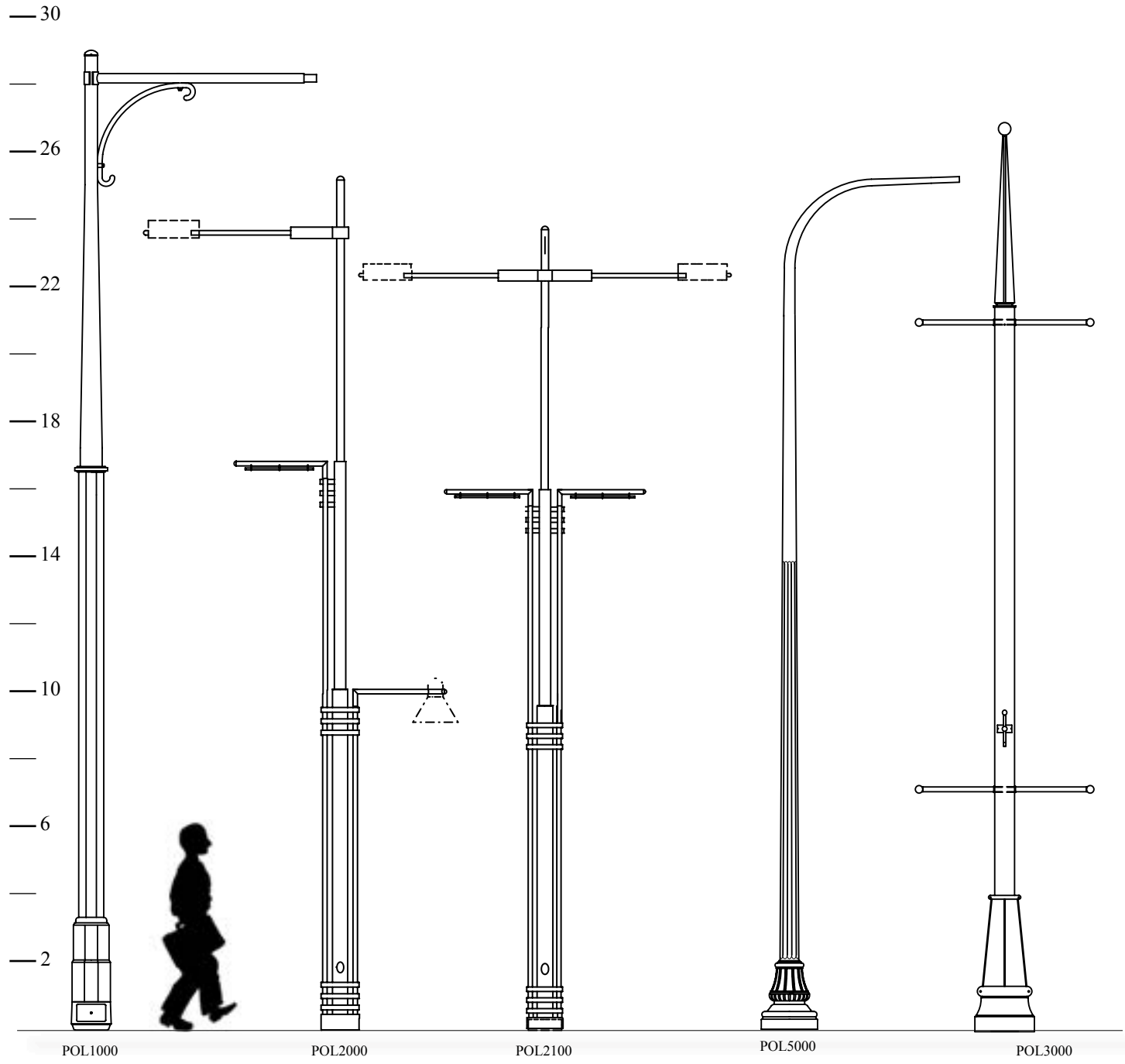


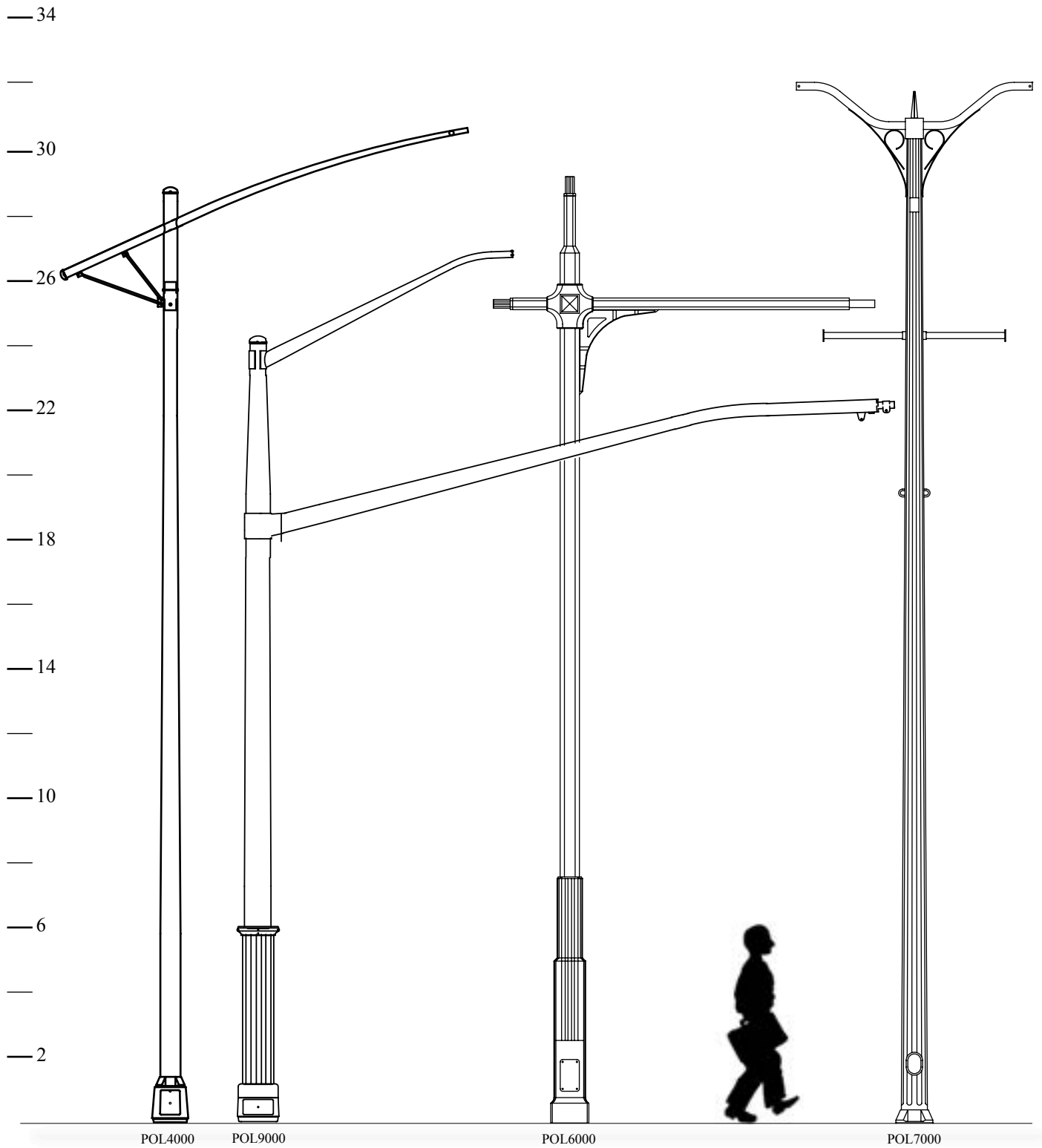
Sign Bracket  
SB34000

# Custom Poles

This is a sample of custom poles offered, and only includes a small sample of the offerings available. For more information or for custom combinations, consult your local sales representative or contact our customer service. Custom designs are our business.

Decorative Lamp Posts - Custom Poles

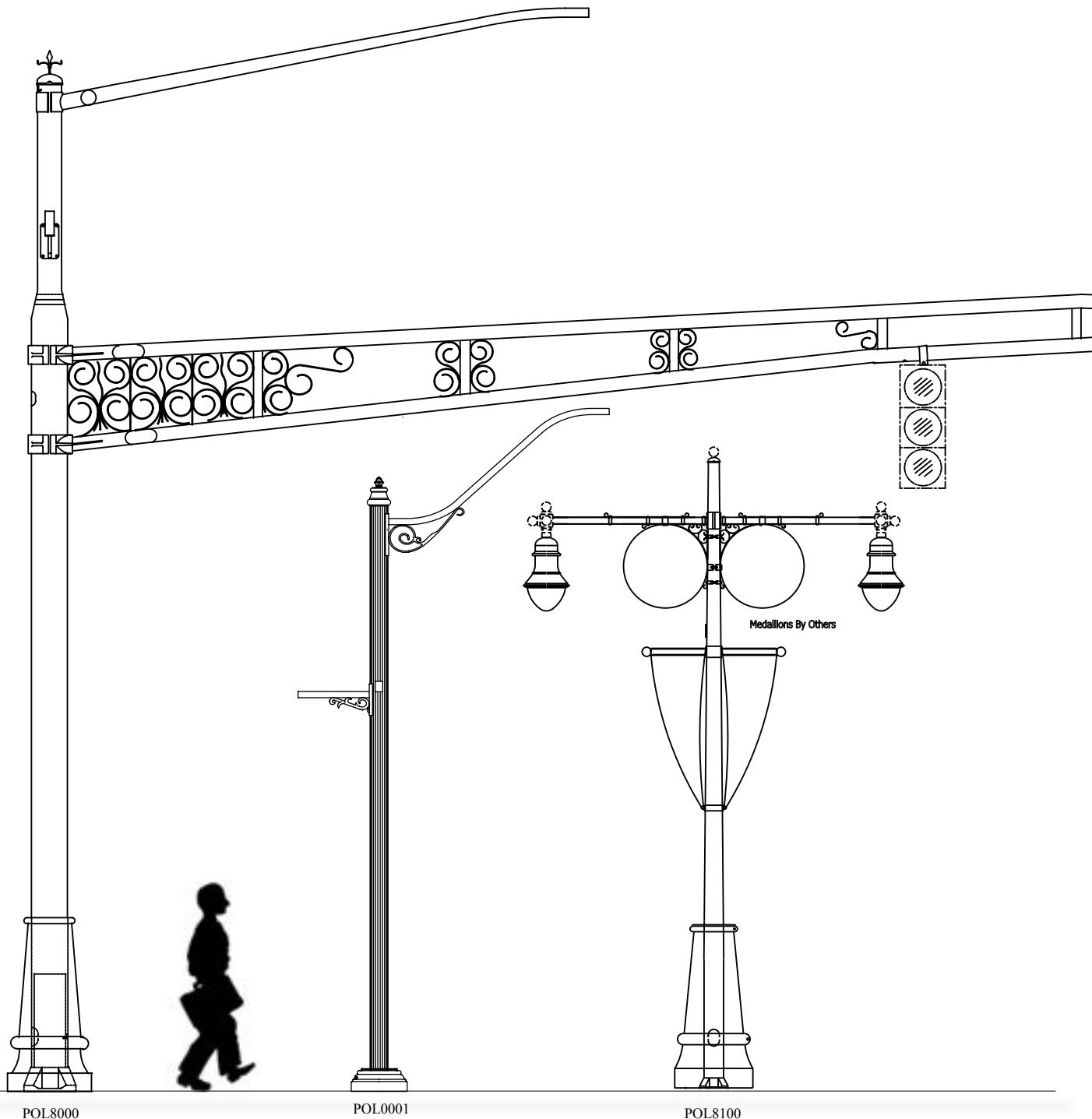




# Custom Poles (continued)

This is a sample of custom poles offered, and only includes a small sample of the offerings available. For more information or for custom combinations, consult your local sales representative or contact our customer service. Custom designs are our business.

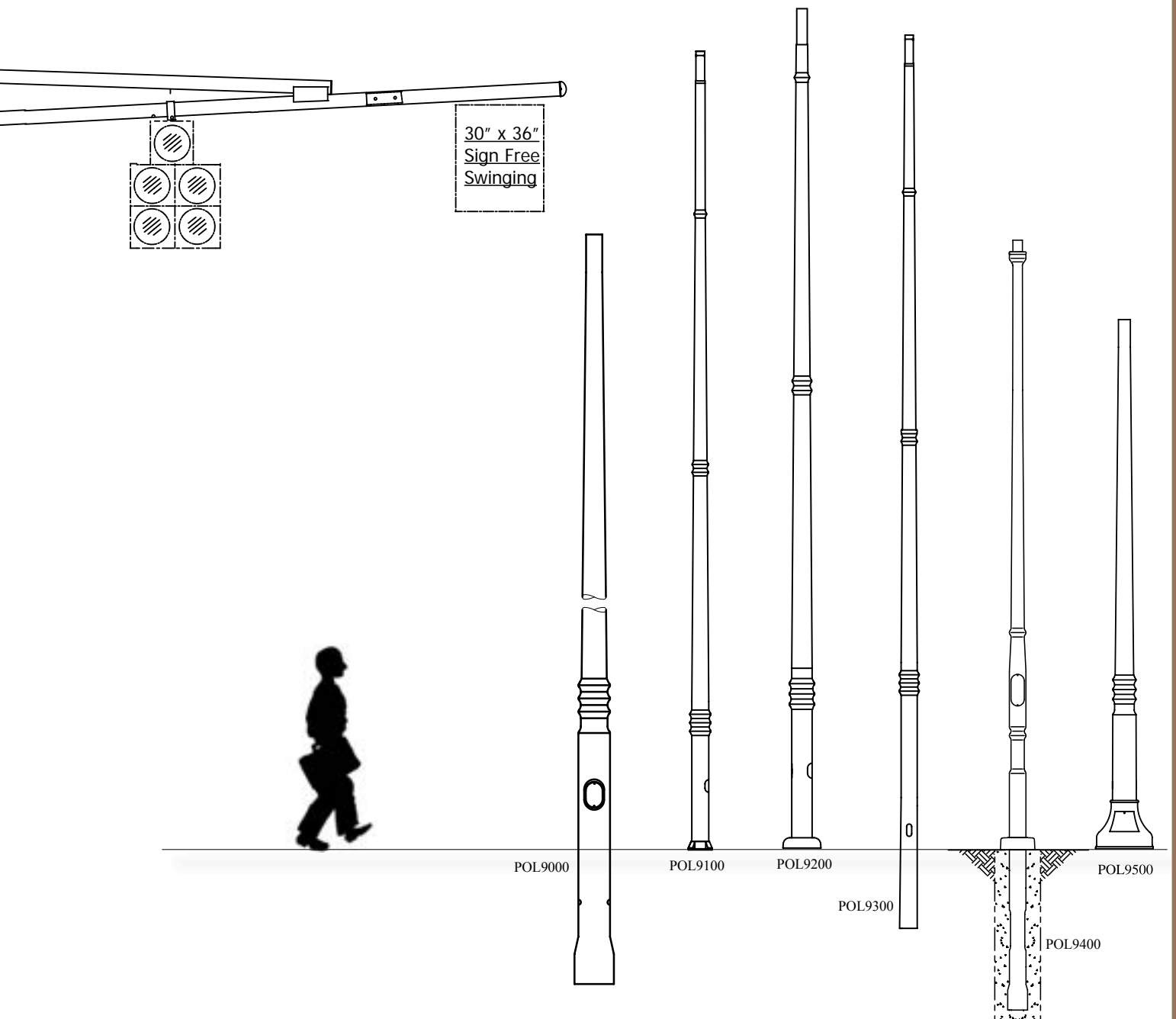
— 34  
—  
— 30  
—  
— 26  
—  
— 22  
—  
— 18  
—  
— 14  
—  
— 10  
—  
— 6  
—  
— 2



**Alternative Spin Taper Options**

To add more style and design, we offers a series of enhanced decorative poles used to complement any of the decorative base styles. These poles can be designed with mounting heights from 8' to 25', and can either be direct buried or used with an anchor base.

Add your base choice to the finished look.



# Custom Poles (continued)

This is a sample of custom poles offered, and only includes a small sample of the offerings available. For more information or for custom combinations, consult your local sales representative or contact our customer service. Custom designs are our business.

— 34

— 30

— 26

— 22

— 18

— 14

— 10

— 6

— 2

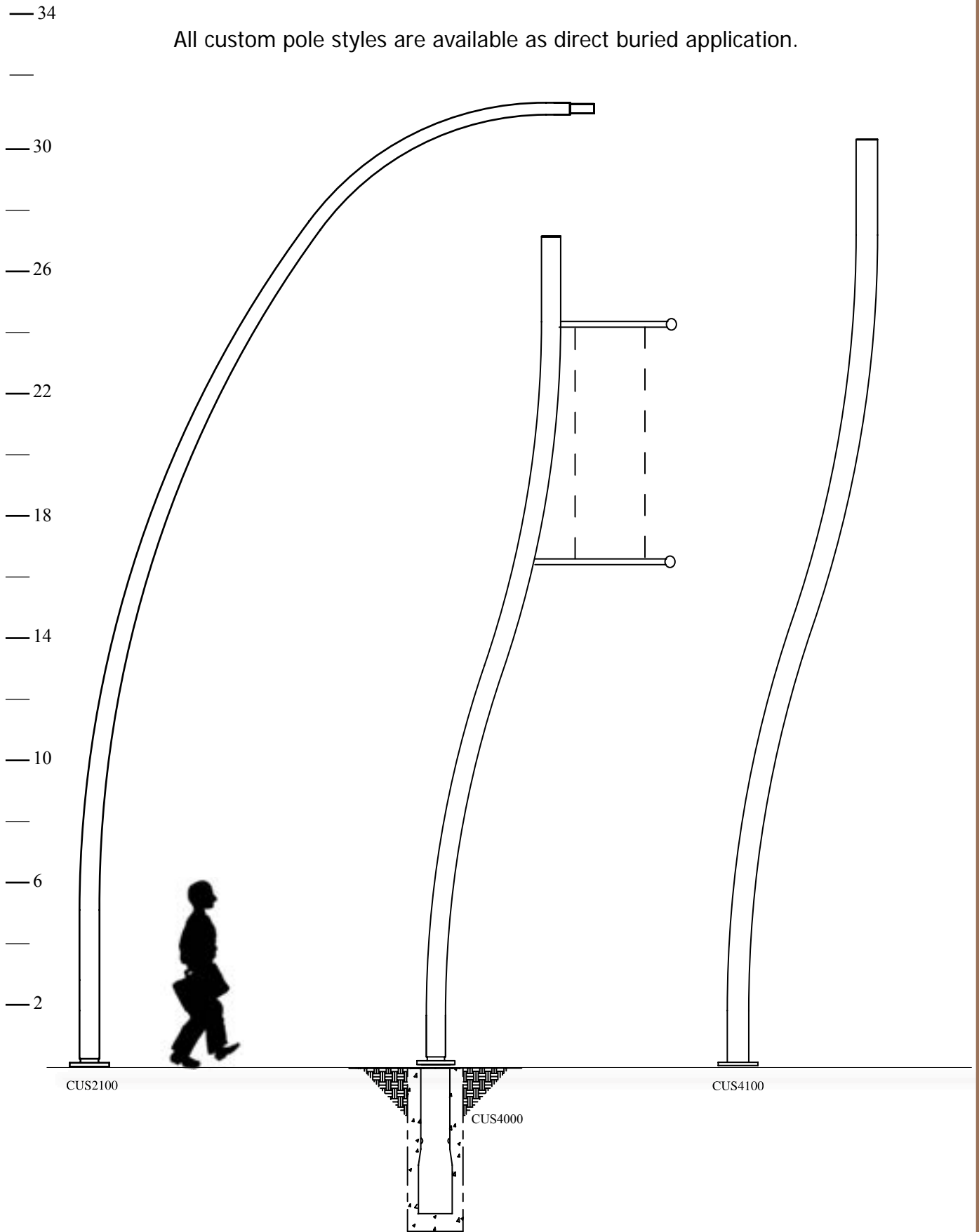


CUS1000

CUS2000

CUS3000

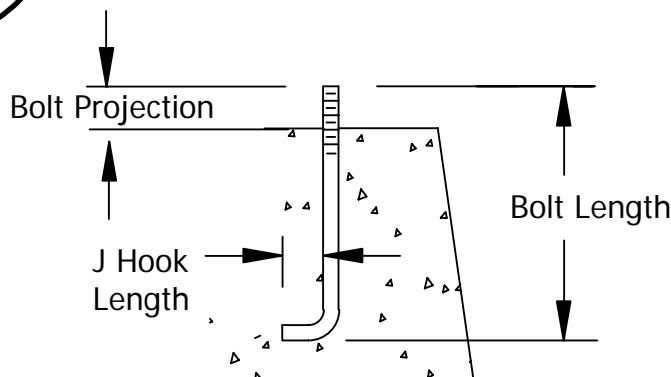
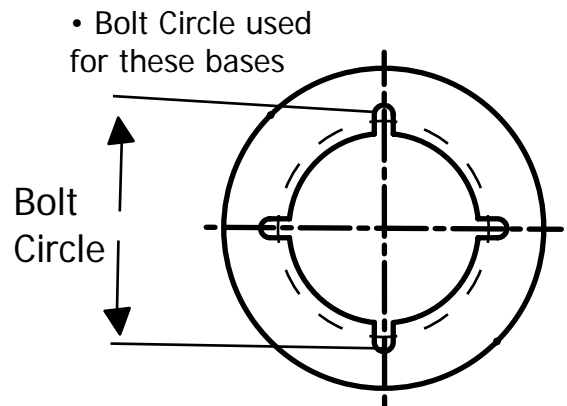
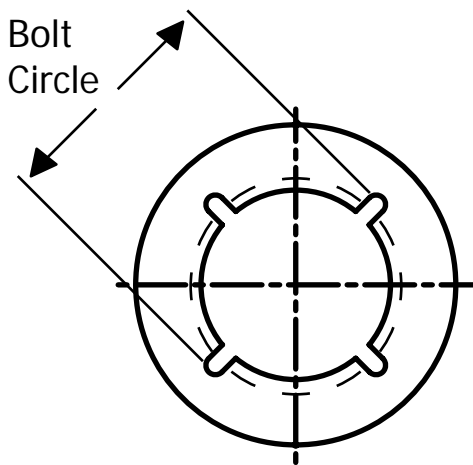
All custom pole styles are available as direct buried application.



# Bolt Circle Structural Base Styles

| Base Style  | Code | Type       | Bolt Circle       | Bolt Projection | Anchor Bolts    |
|-------------|------|------------|-------------------|-----------------|-----------------|
| Abingdon    | ABS  | Structural | 11.375" - 12.375" | 2"              | .5" x 17" x 3"  |
| American    | AMS  | Structural | 8.5"              | 2"              | .75" x 17" x 3" |
| Arlen - 17" | A7S  | Structural | 11" - 12"         | 2"              | .75" x 17" x 3" |
| Arlen - 20" | A0S  | Structural | 15" - 16"         | 2"              | .75" x 17" x 3" |
| Bristol     | BRS  | Structural | 10"               | 2"              | .75" x 17" x 3" |
| Georgetown  | GES  | Structural | 7"                | 2"              | .75" x 17" x 3" |
| Grand       | GRS  | Structural | 11.375" - 12.375" | 2"              | .5" x 17" x 3"  |
| Gunn        | GUS  | Structural | 8.5"              | 2"              | .75" x 17" x 3" |
| Homewood    | HOS  | Structural | 9.5"              | 2"              | .5" x 17" x 3"  |
| Leuin       | LES  | Structural | 9"                | 1.75"           | .75" x 17" x 3" |
| Lincoln     | LIS  | Structural | 8.5"              | 2"              | .75" x 17" x 3" |
| Trenton     | T7S  | Structural | 8" - 12"          | 2.5"            | .75" x 17" x 3" |
| Winchester  | WIS  | Structural | 11.375" - 12.375" | 2"              | .5" x 17" x 3"  |
| York        | Y7S  | Structural | 12"               | 2"              | .75" x 17" x 3" |

Custom bases and bolt patterns are available to meet specific needs or for existing foundation requirements.



**ANCHORAGE:** 10NC Galv. Steel Anchor Bolts, (AASHTO M314-90 Grade 55, 10" of Threaded End Galv. Per ASTM A153.) 10NC Galv. Steel Hex. Nuts, Galv. Steel Lockwashers, Galv. Steel Flatwashers






# Bolt Circle Two Piece Base Styles

| Base Style  | Code | Type                           | Shaft Butt Dia. | Bolt Circle | Bolt Projection | Anchor Bolts     |
|-------------|------|--------------------------------|-----------------|-------------|-----------------|------------------|
| American    | AMC  | Two-piece Clamshell            | 4"              | 6.5" - 8"   | 2"              | .75" x 17" x 3"  |
|             |      |                                | 5"              | 7.5" - 8"   | 2"              | .75" x 17" x 3"  |
| Arlen - 17" | A7C  | Two-piece Clamshell            | 4"              | 6.5" - 8"   | 2"              | .75" x 17" x 3"  |
|             |      |                                | 5"              | 7.5" - 8"   | 2"              | .75" x 17" x 3"  |
| Arlen - 20" | A0C  | Two-piece Clamshell            | 5"              | 7.5" - 8"   | 2"              | .75" x 17" x 3"  |
|             |      |                                | 6"              | 9" - 10"    | 2.75"           | 1" x 36" x 4"    |
|             |      |                                | 7"              | 10" - 11"   | 2.75"           | 1" x 36" x 4"    |
|             |      |                                | 8"              | 11" - 12"   | 2.75"           | 1" x 36" x 4"    |
| Arlen - 24" | A4C  | Two-piece Clamshell            | 7"              | 10" - 11"   | 2.75"           | 1" x 36" x 4"    |
|             |      |                                | 8"              | 11" - 12"   | 2.75"           | 1" x 36" x 4"    |
|             |      |                                | 9"              | 12" - 14"   | 2.75"           | 1" x 36" x 4"    |
|             |      |                                | 10"             | 14" - 15"   | 3.25"           | 1" x 48" x 4"    |
| Arlen - 30" | A3C  | Two-piece Clamshell            | 10"             | 14" - 15"   | 3.25"           | 1" x 48" x 4"    |
|             |      |                                | 12"             | 16" - 18"   | 3.25"           | 1.25" x 48" x 4" |
| Covington   | COC  | Two-piece Clamshell            | 5"              | 7.5" - 8"   | 2"              | .75" x 17" x 3"  |
|             |      |                                | 6"              | 9" - 10"    | 2.75"           | 1" x 36" x 4"    |
|             |      |                                | 7"              | 10" - 11"   | 2.75"           | 1" x 36" x 4"    |
|             |      |                                | 8"              | 11" - 12"   | 2.75"           | 1" x 36" x 4"    |
| Homewood    | HOC  | Two-piece Clamshell            | 4"              | 6.5" - 8"   | 2"              | .75" x 17" x 3"  |
|             |      |                                | 5"              | 7.5" - 8"   | 2"              | .75" x 17" x 3"  |
|             |      |                                | 6"              | 9" - 10"    | 2.75"           | 1" x 36" x 4"    |
| Jefferson   | J5C  | Two-piece Clamshell            | 4"              | 6.5" - 8"   | 2"              | .75" x 17" x 3"  |
|             |      |                                | 5"              | 7.5" - 8"   | 2"              | .75" x 17" x 3"  |
|             |      |                                | 6"              | 9" - 10"    | 2.75"           | 1" x 36" x 4"    |
| Jefferson   | J8C  | Two-piece Clamshell            | 5"              | 7.5" - 8"   | 2"              | .75" x 17" x 3"  |
|             |      |                                | 6"              | 9" - 10"    | 2.75"           | 1" x 36" x 4"    |
|             |      |                                | 7"              | 10" - 11"   | 2.75"           | 1" x 36" x 4"    |
|             |      |                                | 8"              | 11" - 12"   | 2.75"           | 1" x 36" x 4"    |
| Nationwide  | NAC  | Two-piece Clamshell            | 7"              | 10" - 11"   | 2.75"           | 1" x 36" x 4"    |
|             |      |                                | 8"              | 11" - 12"   | 2.75"           | 1" x 36" x 4"    |
| Palms       | PAC  | Two-piece Clamshell            | 6"              | 9" - 10"    | 2.75"           | 1" x 36" x 4"    |
|             |      |                                | 7"              | 10" - 11"   | 2.75"           | 1" x 36" x 4"    |
|             |      |                                | 8"              | 11" - 12"   | 2.75"           | 1" x 36" x 4"    |
|             |      |                                | 9"              | 12" - 14"   | 3.25"           | 1" x 36" x 4"    |
|             |      |                                | 10"             | 14" - 15"   | 3.25"           | 1" x 48" x 4"    |
| Stafford    | SFC  | Two-piece Clamshell            | 6"              | 9" - 10"    | 2.75"           | 1" x 36" x 4"    |
| Staunton    | STC  | Two-piece Clamshell            | 7"              | 10" - 11"   | 2.75"           | 1" x 36" x 4"    |
|             |      |                                | 8"              | 11" - 12"   | 2.75"           | 1" x 36" x 4"    |
| York - 17"  | Y7C  | Two-piece Clamshell            | 4"              | 6.5" - 8"   | 2"              | .75" x 17" x 3"  |
|             |      |                                | 5"              | 7.5" - 8"   | 2"              | .75" x 17" x 3"  |
|             |      |                                | 6"              | 9" - 10"    | 2.75"           | 1" x 36" x 4"    |
| York - 20"  | Y0C  | Two-piece Clamshell            | 5"              | 7.5" - 8"   | 2"              | .75" x 17" x 3"  |
|             |      |                                | 6"              | 9" - 10"    | 2.75"           | 1" x 36" x 4"    |
|             |      |                                | 7"              | 10" - 11"   | 2.75"           | 1" x 36" x 4"    |
|             |      |                                | 8"              | 11" - 12"   | 2.75"           | 1" x 36" x 4"    |
| York - 24"  | Y4C  | Two-piece Clamshell            | 6"              | 9" - 10"    | 2.75"           | 1" x 36" x 4"    |
|             |      |                                | 7"              | 10" - 11"   | 2.75"           | 1" x 36" x 4"    |
|             |      |                                | 8"              | 11" - 12"   | 2.75"           | 1" x 36" x 4"    |
|             |      |                                | 9"              | 12" - 14"   | 3.25"           | 1" x 36" x 4"    |
| York - 24"  | Y4M  | Two-piece Clamshell (Modified) | 9"              | 12" - 14"   | 3.25"           | 1" x 36" x 4"    |
|             |      |                                | 10"             | 14" - 15"   | 3.25"           | 1.25" x 48" x 4" |
|             |      |                                | 12"             | 16" - 18"   | 3.25"           | 1.25" x 48" x 4" |


Custom bases and bolt patterns are available to meet specific needs or for existing foundation requirements.

# Photo Gallery

---







aluminum pole products

**TerraCast**<sup>®</sup>  
PRODUCTS

11/06